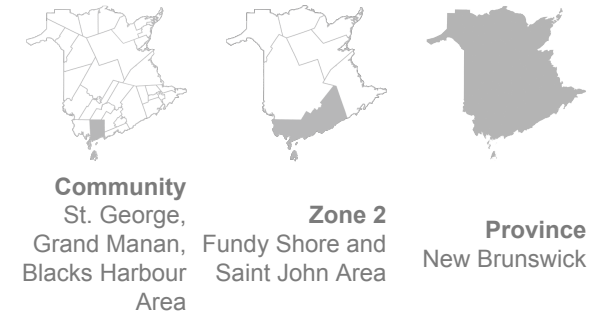


POPULATION HEALTH  
**Health behaviours**



**Healthy Eating**

**👤 Children**

Eat breakfast daily %   2023-2024	<b>29.7</b>	<b>49.5</b>	<b>50.5</b>
Eat 5 or more servings of vegetables or fruit daily - parents' point of view %   2016-2017	<b>47.9</b>	<b>49.3</b>	<b>49.4</b>
Eat 5 or more servings of vegetables or fruit daily %   2023-2024	<b>61.8</b>	<b>57.1</b>	<b>56.5</b>
Eat meals while watching television 3 times or more in the last 7 days - parents' point of view %   2016-2017	<b>28.8</b>	<b>29.0</b>	<b>28.2</b>
Eat non-nutritious foods %   2023-2024	<b>88.4</b>	<b>89.8</b>	<b>86.0</b>
Drink sugary beverages %   2023-2024	<b>75.1</b>	<b>70.0</b>	<b>67.2</b>

	Community St. George, Grand Manan, Blacks Harbour Area	Zone 2 Fundy Shore and Saint John Area	Province New Brunswick
Parents - ate at a fast food place at least once with their child in the last 7 days %   2016-2017	47.2	56.1	59.1
<b>Youth</b>			
Eat breakfast daily %   2023-2024	29.0	34.0	35.6
Eat 5 or more servings of vegetables or fruit daily %   2023-2024	44.3	47.9	49.1
Ate meals while using an electronic device 7 times or more in the last 7 days %   2023-2024	25.2	22.6	20.3
Eat highly processed foods 1 time or less per day %   2023-2024	31.0	29.3	32.1
Drink sugary beverages %   2023-2024	75.1	69.7	67.7
Ate at a fast food place or restaurant 3 times or more in the last 7 days %   2023-2024	9.9	12.9	12.6
<b>Adults and seniors</b>			
Eat 5 or more servings of vegetables or fruit daily %   2020	40.4	40.3	41.9
Adults %   2020	40.6	41.9	43.2
Seniors %   2020	40.3	40.0	38.5

## Physical Activity, Sedentary Behaviours and Sleep

	Community St. George, Grand Manan, Blacks Harbour Area	Zone 2 Fundy Shore and Saint John Area	Province New Brunswick
<b>👤 Children</b>			
Parents - are physically active with their children %   2016-2017	39.0	34.2	31.7
Moderate or vigorous physical activity %   2023-2024	21.6	23.7	21.9
Screen time, 2 hours or less per day %   2023-2024	20.6	25.5	25.8
Spends 3 hours or more playing video games %   2023-2024	27.6	18.8	18.4
Engages in leisure reading %   2023-2024	75.4	79.1	78.3
Sleep 9 hours or more every night %   2019-2020	n/a	n/a	n/a
<b>👤 Youth</b>			
Moderate or vigorous physical activity %   2023-2024	22.7	24.7	24.8
Screen time, 2 hours or less of leisure screen time per day %   2023-2024	25.9	27.8	28.1
Screen time, 2 hours or less, weekdays %   2023-2024	11.2	15.2	15.8
Screen time, 2 hours or less, weekends %   2023-2024	12.5	14.1	14.8
Spends 3 hours or more per day on social media %   2023-2024	53.5	47.3	46.8
Spends 3 hours or more playing games on an electronic device, weekdays %   2023-2024	26.6	25.4	25.1

	Community St. George, Grand Manan, Blacks Harbour Area	Zone 2 Fundy Shore and Saint John Area	Province New Brunswick
Reads for fun every day %   2022-2023	52.5	53.8	52.2
Sleep 8 hours or more every night %   2023-2024	48.9	52.0	55.6
<b>👤 Adults and seniors</b>			
Moderate or vigorous physical activity %   2020	55.1	51.5	49.9
Adults %   2020	57.1	53.5	51.0
Seniors %   2020	49.6	48.4	47.4
Usually sleeps for 7 hours or more each night %   2020	55.0	57.6	59.1
Adults %   2020	55.2	58.2	58.3
Seniors %   2020	55.1	55.7	59.1

## Tobacco, Alcohol and Drug Use

<b>👤 Youth</b>			
At risk of becoming a future smoker %   2023-2024	35.7	33.6	31.0
Daily or occasional vaper %   2023-2024	19.3	14.9	14.0
Daily or occasional smoker %   2023-2024	8.5	6.8	6.6

	Community St. George, Grand Manan, Blacks Harbour Area	Zone 2 Fundy Shore and Saint John Area	Province New Brunswick
Heavy drinking %   2023-2024	14.5	11.6	12.0
Cannabis use %   2023-2024	15.1	15.8	14.3
Drug use %   2022-2023	31.1	28.9	29.4
<b>👤 Adults and seniors</b>			
Daily or occasional smoker %   2020	21.4	19.5	17.5
Adults %   2020	25.3	22.0	19.9
Seniors %   2020	11.0	10.5	10.5
Heavy drinking %   2020	23.5	27.4	26.9
Adults %   2020	29.0	30.6	30.0
Seniors %   2020	14.7	12.3	13.1
Cannabis use - adults and seniors %   2020	5.3	8.8	7.6

## Sexual Activity

### 👤 Youth

Youth - report they know when they are legally able to consent to sexual activity %   2022-2023	82.1	76.1	75.3
---	------	------	------

	Community St. George, Grand Manan, Blacks Harbour Area	Zone 2 Fundy Shore and Saint John Area	Province New Brunswick
Teens - gave birth Rate per 1,000 females	n/a	n/a	n/a
Sexually transmitted infections - chlamydia Rate per 10,000 population aged 15 to 19   2019	S	76	125
<b>👤 All population</b>			
Sexually transmitted infections - chlamydia Rate per 10,000 population   2019	S	22	29

## Injury Prevention

### 👤 Youth

Wear a helmet when riding a bicycle %   2022-2023	21.8	30.8	28.2
Driver of an off-road vehicle - under the influence of alcohol or drugs %   2022-2023	15.9	10.5	11.5
Passenger in an on-road vehicle - driven by someone under the influence of alcohol or drugs %   2022-2023	23.2	15.4	17.3

## About this Table

Health behaviours are shaped by individual choices, they are also influenced by the external factors (social, economic, health care services and the environment) around us.

### **Content and description**

Information by age groups about healthy eating, physical activity, sedentary behaviours and sleep. Tobacco, alcohol and drug use, sexual activity and injury prevention are also part of the information available.

### **Why is this important?**

Positive health behaviours can prevent diseases and maintain good health, thus improving length and quality of life.

By monitoring health behaviours over time, it is possible to develop a proactive approach to population health. This can be done by identifying gaps in the community, by better planning for health services based on needs, by developing programs and policies to meet those needs and by evaluating the impact over time.

### **Availability of the data**

Indicators from a variety of sources are collected, organized, and analyzed by the NBHC. These data sources are used to represent the population health of New Brunswickers. Each have various levels of reliability and limitations as detailed in the Indicator pages. The information for this data table is available for the 33 NBHC Communities, 7 Health Zones and for New Brunswick overall.

----


The Population Health data table series provides comprehensive view about the people who live, learn, work, take part in activities and in community life in this area.


.....

**Caption**

n/a = Not applicable / not available

S = Data suppressed due to confidentiality requirements and/or small sample size

 Above-average performance

 Below-average performance