

PRIMARY HEALTH SURVEY

# Health of New Brunswickers



**Community**  
Tracadie and  
Saint-Isidore



**Zone 6**  
Bathurst and  
Acadian  
Peninsula Area



**Province**  
New Brunswick

## Context: Social and economic factors

Sense of community belonging, somewhat strong or very strong %   2020	<b>74.9</b>	<b>77.1</b>	<b>72.0</b>
Provides long-term care for someone %   2020	<b>9.5</b>	<b>8.3</b>	<b>9.1</b>
Has internet access at home %   2020	<b>85.2</b>	<b>97.6</b>	<b>96.9</b>
<b>📖 Health literacy</b> Understanding medical information			
Written information about condition/prescription is hard to understand, always or usually %   2020	<b>14.2</b>	<b>14.5</b>	<b>12.3</b>
<b>☂ Medical and dental insurance</b>			
No dental insurance %   2020	<b>50.2</b>	<b>46.2</b>	<b>29.9</b>
No insurance for eye glasses or contact lenses %   2020	<b>44.1</b>	<b>40.0</b>	<b>26.6</b>
No insurance for prescription medications %   2020	<b>27.2</b>	<b>26.4</b>	<b>15.6</b>
<b>🧑🏻 Social isolation and loneliness</b>			
Lonely (based on loneliness score) %   2020	<b>12.9</b>	<b>17.1</b>	<b>20.8</b>
Lacks companionship, some of the time or often %   2020	<b>29.7</b>	<b>37.9</b>	<b>36.6</b>
Feels left out, some of the time or often %   2020	<b>16.9</b>	<b>24.0</b>	<b>31.2</b>
Feels isolated, some of the time or often %   2020	<b>19.4</b>	<b>27.5</b>	<b>31.2</b>

Community Tracadie and Saint-Isidore	Zone 6 Bathurst and Acadian Peninsula Area	Province New Brunswick
--	---	---------------------------

### Contributors to feelings of stress in the last 12 months

Time pressures or not having enough time %   2020	36.8	33.2	38.6
Physical health problem or condition %   2020	22.5	22.8	27.5
Emotional or mental health problem or condition %   2020	19.1	18.4	23.2
Financial situation %   2020	31.8	28.6	32.3
Work situation %   2020	22.9	23.4	30.2
School, college or university %   2020	4.9	4.7	7.7
Employment status %   2020	11.4	11.9	12.9
Caring for their own children %   2020	16.2	14.6	20.0
Caring for others (parents, family or friends) %   2020	30.9	28.2	26.3
Other personal or family responsibilities %   2020	19.0	19.1	24.5
Personal relationships %   2020	13.6	15.2	20.4
Discrimination %   2020	4.6	5.9	4.6
Personal safety or family's safety %   2020	14.2	12.9	12.0
Health of family members %   2020	41.5	40.7	40.2

## Health status

### ★ Quality of life

Life satisfaction, satisfied or very satisfied %   2020	95.4	89.7	90.8
Perceived health, very good or excellent %   2020	32.7	36.6	39.5
Perceived mental health, very good or excellent %   2020	48.8	50.9	49.8

### Self-reported height and weight

Obesity %   2020	34.3	33.2	34.1
------------------	------	------	------

Community Tracadie and Saint-Isidore	Zone 6 Bathurst and Acadian Peninsula Area	Province New Brunswick
--	---	---------------------------

### Prevalence of chronic health conditions

Among list of chronic conditions: arthritis, asthma, chronic pain, emphysema or COPD, cancer, diabetes, depression, mood disorder other than depression, heart disease, stroke, high blood pressure, gastric reflux

One or more chronic health conditions %   2020	61.6	62.6	64.7
Three or more chronic health conditions %   2020	21.2	20.9	23.1

### Types of chronic health conditions (physical health)




Arthritis %   2020	15.3	16.6	19.2
Asthma %   2020	13.6	10.6	11.8
Chronic pain %   2020	16.4	16.7	17.6
Emphysema/COPD %   2020	1.8	2.6	3.5
Cancer %   2020	8.4	10.2	8.8
Diabetes %   2020	12.6	12.8	12.0
Heart disease %   2020	9.7	10.3	9.6
Stroke %   2020	3.6	2.8	2.5
Hypertension %   2020	31.4	31.7	29.8
Gastric reflux %   2020	14.7	17.3	16.6
High cholesterol %   2020	25.7	24.0	20.7

### Types of chronic health conditions (mental health)

Depression %   2020	15.4	13.8	17.3
Anxiety %   2020	17.3	18.1	19.2
Mood disorder (other than depression) %   2020	2.1	2.4	3.2

### Types of chronic health conditions (memory)

Someone in household has memory problem %   2020	9.3	7.8	10.4
... Memory problem interferes with day-to-day function %   2020	3.3	1.8	4.1

	Community Tracadie and Saint-Isidore	Zone 6 Bathurst and Acadian Peninsula Area	Province New Brunswick
<b> Management of chronic health conditions</b>			
Confidence in managing their health condition, very confident %   2020	40.5	39.9	41.4
Knows how to try to prevent further problems with health condition, strongly agree %   2020	29.3	32.8	35.6
<b> Injury in the last 12 months</b>			
Has been injured and had to be treated %   2020	13.8	14.5	16.3
<b> Disability</b>			
Limited in activities because of a physical or mental condition or a health problem, sometimes or often %   2020	20.7	21.2	25.1
Developmental disability %   2020	7.9	5.9	4.0
Dexterity disability %   2020	27.1	27.1	24.5
Flexibility disability %   2020	65.4	57.1	54.1
Hearing disability %   2020	21.9	16.2	18.4
Learning disability %   2020	25.9	20.5	18.0
Memory disability %   2020	24.6	19.9	25.9
Mental health-related disability %   2020	24.9	23.7	30.4
Mobility disability %   2020	55.4	54.2	56.5
Pain-related disability %   2020	76.5	74.2	72.4
Seeing disability %   2020	19.3	18.7	19.3
Chronic health condition %   2020	69.6	68.8	78.5

## Health promotion and prevention

Talks to health professional about improving health and preventing illness, always or usually %   2020	25.5	23.2	26.3
--	------	------	------

## Flu shot in the last 12 months

	Community Tracadie and Saint-Isidore	Zone 6 Bathurst and Acadian Peninsula Area	Province New Brunswick
Adults %   2020	42.9	37.6	46.5
Seniors %   2020	61.0	60.1	66.5
<b>♥ Screening in the last 12 months</b> For citizens with diabetes, heart disease, stroke or high blood pressure			
Had measurement for blood pressure %   2020	84.2	83.6	88.3
Had test for blood sugar %   2020	69.0	68.5	69.8
Had measurement for body weight %   2020	52.7	53.3	53.4
Had test for cholesterol %   2020	70.7	72.7	69.5

## Health behaviours

### 🚶 Habits and beliefs

Believes their health largely depends on how well they take care of themselves, strongly agrees %   2020	55.0	54.3	59.1
Exercises at least 2.5 hours per week %   2020	44.8	46.0	49.9
Eats 5 or more servings of fruit or vegetables per day %   2020	39.2	39.7	41.9
Usually sleeps for 7 hours or more each night %   2020	71.5	69.1	59.1

### 🚬 Use of tobacco

Daily smoker %   2020	14.8	13.2	12.1
Daily or occasional smoker %   2020	18.4	17.3	17.5

### 🌿 Use of cannabis

In the last 12 months %   2020	15.6	13.3	24.4
...For non-medical purposes %   2020	61.4	60.9	49.3
...For medical purposes %   2020	17.7	19.7	23.5
...For both medical and non-medical purposes %   2020	18.4	21.5	30.1

	Community Tracadie and Saint-Isidore	Zone 6 Bathurst and Acadian Peninsula Area	Province New Brunswick
In the last 12 months, daily %   2020	4.4	3.9	7.6

### Use of alcohol in the last 12 months

Heavy drinking %   2020	22.9	23.5	26.9
Heavy drinking (men) %   2020	25.3	30.2	31.4
Heavy drinking (women) %   2020	17.5	19.4	20.0

## Medication

Takes 6 or more different prescription medications on a regular basis %   2020	14.0	13.6	11.4
Has a chronic health condition and takes 6 or more prescription medications on a regular basis %   2020	22.7	21.4	17.6
.... Knows what their prescribed medications do, strongly agrees %   2020	39.0	38.2	49.6

## About this Table

### Content and description

Data on self-reported information regarding New Brunswickers' demographic context, determinants of health and health status. Topics include: age, sex, gender, immigration status, education and health literacy, economic and social factors, as well as self-reported health status, prevention efforts, health behaviours and use of medication.

### Why it is important

By better understanding the determinants of health and the health of New Brunswickers, we can better assess the needs of the population, better plan for health services and allocate resources accordingly.

### Availability of the data

The information for this data table is available at different geographical levels as well as by demographic groups. More information is available on our [Primary Health Survey](#) page.

### Note about 2020 data

The 2020 edition of the Primary Health Survey (PHS) was conducted during the COVID-19 pandemic. While the pandemic did not influence the survey's response rate, the NBHC had to assess the impact of surveying during the pandemic. Accordingly, advanced statistical analyses were performed to allow for comparison between the results obtained in 2020 and those obtained in previous PHS cycles. Some indicators had to be suppressed in the 2020 edition as part of this process. Despite these analyses, users are advised to use the 2020 data with caution, especially when creating estimates for small sub-populations or when comparing it to other PHS editions.


---

### Caption

n/a = Not applicable / not available

S = Data suppressed due to confidentiality requirements and/or small sample size

 Above-average performance

 Below-average performance