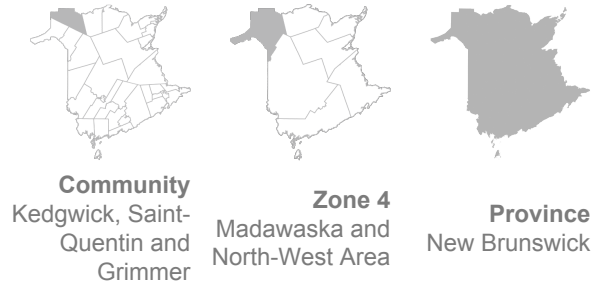


STUDENT WELLNESS AND EDUCATION SURVEY

Grades 6-12: Demographics



Context

Percentage of eligible public schools that participated at the provincial level % 2022-2023	n/a	n/a	97.0
Number of students who participated Number 2023-2024	391	2,762	48,103
Percentage of students who participated % 2022-2023	80.5	83.5	77.7

Language most spoken at home

English % 2023-2024	2.8	11.3	65.6
French % 2023-2024	79.1	61.8	16.3
English and French % 2023-2024	12.6	22.7	9.1
Indigenous language % 2022-2023	0.0	S	0.3
Another language or combination % 2023-2024	5.3	3.8	8.6

Sex at birth

Sex at birth refers to sex assigned at birth. It is typically assigned based on a person's reproductive system and other physical characteristics.

Male % 2023-2024	50.6	47.9	49.7
Female % 2023-2024	49.4	52.1	50.3

Community Kedgwick, Saint- Quentin and Grimmer	Zone 4 Madawaska and North-West Area	Province New Brunswick
--	---	----------------------------------

Gender identity

Gender identity refers to the gender that a person feels internally and individually.

Male % 2023-2024	50.0	47.3	50.0
Female % 2023-2024	49.2	51.5	48.1
Non-binary % 2023-2024	S	1.3	1.9

Population groups

People with different backgrounds may have different experiences in their daily lives. This may include the way they are treated. The following are groups with which students identify.

Self-identifies as Indigenous % 2023-2024	10.9	6.6	8.0
Self-identifies as 2SLGBTQIA+ % 2023-2024	5.2	7.8	13.3
Self-identifies as immigrant, newcomer or refugee % 2023-2024	9.9	7.9	13.7
Newcomer, 2 years or less % 2023-2024	69.0	50.0	43.7
Recent immigrant, 5 years or less % 2023-2024	77.5	57.0	62.1
Self-identifies as a person with a disability or special need % 2023-2024	4.2	4.6	8.0
Identifies with racialized groups % 2023-2024	8.8	10.0	17.3

Food poverty

Food poverty refers to youth who report ever going to school or to bed hungry because there is not enough food at home.

Experiencing food poverty % 2023-2024	8.6	9.1	7.0
---	-----	-----	-----

About this Table

Content and description

This table presents data collected from students in grades 6 to 12 through the New Brunswick Student Wellness and Education Survey (SWES). It contains self-reported information regarding the demographic context of New Brunswick students in grades 6 to 12. Topics include language, sex, gender identity, 2SLGBTQIA+ status, Indigenous identity, racialized groups, food poverty, as well as context around survey participation. The questionnaire comprises modules, which means that certain questions are asked every other cycle.

Why it is important

Only when we understand who our students are and where they are coming from can we support their health and educational needs.

Availability of the data

The information in this data table is available by school district, school sector and overall New Brunswick, as well as by the seven (7) New Brunswick health zones and 33 communities created by the NBHC. More information is available on our [New Brunswick Student Wellness and Education Survey](#) page.

Note about 2021-2022 data

The methodology of the 2021-2022 edition of the SWS was significantly changed. This was the first cycle to adopt online data collection, and a shorter data collection period. Also, the survey questionnaire was thoroughly revised for this cycle. Many questions were removed or amended. As such, some indicators are no longer comparable to previous years, and caution needs to be exercised when attempting to compare the results of the survey with results from prior survey cycles outside of what is displayed in this Data Table. The 2021-2022 edition of the SWS was conducted during the COVID-19 pandemic. Some schools may have had lower participation from their students than previous years. Some students may have participated to the survey during periods of remote learning.


Note about demographic groups:


In 2023, the NBHC undertook a review of the demographic questions in its surveys to more accurately report on the experience of citizens who identify with particular groups. As such, starting in 2024, all demographic groups (characteristics) have been adjusted to reflect this change. Data tables and indicator pages were adjusted to allow for trending where applicable.

Caption

n/a = Not applicable / not available

S = Data suppressed due to confidentiality requirements and/or small sample size

 Above-average performance

 Below-average performance