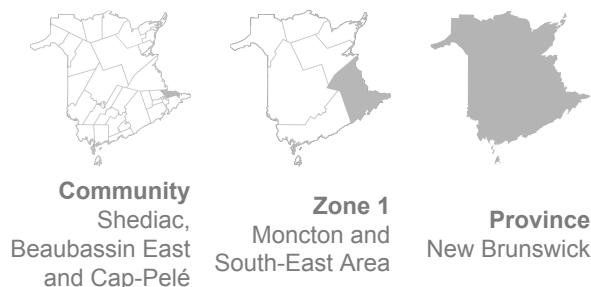


STUDENT WELLNESS AND EDUCATION SURVEY

Grades 6-12: Substance Use



Smoking and vaping

Cigarette

Has tried cigarette smoking % 2023-2024	11.5	13.7	16.0
Onset age Number 2023-2024	S	14.5	14.1
Susceptible to smoking % 2023-2024	27.2	28.9	31.0
Daily or occasional smoker % 2023-2024	4.8	5.6	6.6
Daily smoker % 2023-2024	1.7	1.7	2.2
Has a close friend who smokes % 2023-2024	13.2	16.7	20.0

Vaping

Has tried vaping % 2023-2024	18.5	20.6	24.7
Onset age Number 2023-2024	14.6	14.5	14.1
Daily or occasional vaper % 2023-2024	10.9	11.3	14.0
Daily vaper % 2023-2024	4.9	5.6	7.1
Has a close friend who vapes % 2023-2024	26.7	31.7	38.0
Exposed to vaping smoke at home % 2023-2024	11.2	13.9	17.3

Second-hand smoke

Exposed to cigarette smoke in a vehicle, last 7 days % 2023-2024	14.5	15.1	19.6
--	------	------	------

	Community Shediac, Beaubassin East and Cap-Pelé	Zone 1 Moncton and South-East Area	Province New Brunswick
Exposed to cigarette smoke at home % 2023-2024	7.1	10.5	12.9
Alternative tobacco and nicotine products			
Has tried alternative tobacco and nicotine products % 2023-2024	9.7	11.1	12.3
Little cigars or cigarillos % 2023-2024	7.6	8.3	9.3
Cigars % 2023-2024	5.8	6.3	7.0
Roll-your-own cigarettes % 2023-2024	5.4	5.2	5.8
Heated tobacco products % 2023-2024	4.7	5.2	5.8
Smokeless tobacco % 2023-2024	2.8	3.7	4.0
Water pipe to smoke shisha % 2023-2024	4.0	4.2	4.7
Blunt wraps % 2023-2024	2.9	4.0	4.5

Alcohol and drugs

Alcohol

Has tried alcohol % 2023-2024	41.8	39.5	43.3
Onset age Number 2023-2024	14.4	14.3	14.1
Regular drinking % 2023-2024	18.1	15.7	17.8
Heavy drinking % 2023-2024	12.3	10.6	12.0
Has a close friend who drinks alcohol % 2023-2024	36.6	36.7	41.0
Onset age - getting drunk Number 2023-2024	14.9	14.8	14.7

Cannabis

Has tried cannabis % 2023-2024	13.0	15.3	17.9
Onset age Number 2023-2024	S	14.8	14.5
Has used cannabis, last 12 months % 2023-2024	9.4	12.1	14.3

	Community Shediac, Beaubassin East and Cap-Pelé	Zone 1 Moncton and South-East Area	Province New Brunswick
Daily cannabis user, last 12 months % 2023-2024	2.9	3.1	3.8
Has a close friend who uses cannabis % 2023-2024	17.4	21.7	26.2
Exposed to cannabis smoke at home % 2023-2024	7.1	10.1	11.8

Drugs

Has used drugs, last 12 months (excluding tobacco, alcohol and cannabis) to get high % 2022-2023	26.6	28.7	29.4
LSD and other hallucinogens % 2022-2023	4.0	4.1	4.6
Pain relievers % 2022-2023	2.7	4.9	5.8
Amphetamines % 2022-2023	3.3	2.2	2.4
Ecstasy, MDMA % 2022-2023	3.2	2.0	2.3
Cocaine % 2022-2023	3.2	2.6	2.9
Cough and cold medicines % 2022-2023	22.4	24.0	24.5
Stimulants % 2022-2023	3.7	3.3	3.7
Sedatives / tranquilizers % 2022-2023	2.5	2.4	2.7
Methamphetamines / Crystal methamphetamine % 2022-2023	2.2	1.8	2.1
Glue or solvents % 2022-2023	1.9	1.6	2.2
Heroin % 2022-2023	2.1	1.4	1.8
Other % 2022-2023	5.0	5.0	5.6

Safety

Driver of an off-road vehicle - under the influence of alcohol or drugs, last 12 months % 2022-2023	10.2	8.5	11.5
Passenger in an on-road vehicle - driven by someone under the influence of alcohol or drugs, last 12 months % 2022-2023	15.7	14.9	17.3

About this Table

Content and description

This table presents data collected from students in grades 6 to 12 through the New Brunswick Student Wellness and Education Survey (SWES). It contains self-reported information regarding the use of substances among New Brunswick students in grades 6 to 12. Substances include cigarettes, electronic cigarettes, alcohol, cannabis, and other drugs. The questionnaire comprises modules, which means that certain questions are asked every other cycle.

Why it is important

Only when we understand who our students are and what their needs are can we better plan for services and allocate resources to meet their health and educational needs.



Availability of the data

The information in this data table is available by school district, school sector and overall New Brunswick, by the seven (7) New Brunswick health zones and 33 communities created by the NBHC, as well as by demographic groups. More information is available on our [New Brunswick Student Wellness and Education Survey](#) page.

Note about demographic groups:

In 2023, the NBHC undertook a review of the demographic questions in its surveys to more accurately report on the experience of citizens who identify with particular groups. As such, starting in 2024, all demographic groups (characteristics) have been adjusted to reflect this change. Data tables and indicator pages were adjusted to allow for trending where applicable.

Caption

- n/a = Not applicable / not available
- S = Data suppressed due to confidentiality requirements and/or small sample size
-  Above-average performance
-  Below-average performance