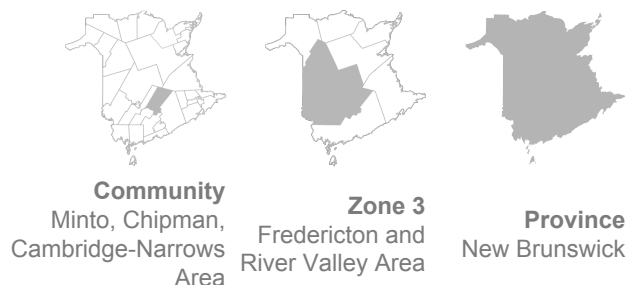


STUDENT WELLNESS AND EDUCATION SURVEY

Grades 6-12: Substance Use



Smoking and vaping

Cigarette

This section includes tobacco cigarettes that are bought ready-made and cigarettes that are made by students. This section does not include e-cigarettes, vaping devices and other tobacco products.

Has tried cigarette smoking % 2023-2024	27.6	16.6	16.0
Onset age Number 2015-2016	12.8	13.2	13.4
Susceptible to smoking % 2023-2024	40.9	33.4	31.0
Daily or occasional smoker % 2024-2025	13.0	7.2	6.2
Daily smoker % 2024-2025	5.0	2.9	2.5
Has a close friend who smokes % 2023-2024	40.4	21.6	20.0

Vaping

This section includes vaping e-liquid with nicotine, without nicotine, or when students didn't know whether it contained nicotine. It includes all e-cigarettes, vaporizers and vape pens. This section does not include vaping cannabis.

Has tried vaping % 2023-2024	34.5	25.3	24.7
Onset age Number 2023-2024	S	14.0	14.1
Daily or occasional vaper % 2024-2025	18.4	12.8	12.0
Daily vaper % 2024-2025	10.4	6.6	6.5
Has a close friend who vapes % 2023-2024	54.3	40.6	38.0
Exposed to vaping smoke at home % 2023-2024	24.4	17.4	17.3

Community Minto, Chipman, Cambridge-Narrows Area	Zone 3 Fredericton and River Valley Area	Province New Brunswick
--	---	----------------------------------

Second-hand smoke

Exposed to cigarette smoke in a vehicle, last 7 days % 2024-2025	33.2	20.0	17.2
Exposed to cigarette smoke at home % 2023-2024	23.9	14.7	12.9

Alternative tobacco and nicotine products

Has tried alternative tobacco and nicotine products % 2023-2024	17.6	12.0	12.3
Little cigars or cigarillos % 2023-2024	14.7	8.7	9.3
Cigars % 2023-2024	7.9	5.9	7.0
Roll-your-own cigarettes % 2023-2024	8.4	5.8	5.8
Heated tobacco products % 2023-2024	9.3	5.8	5.8
Smokeless tobacco % 2023-2024	6.1	4.0	4.0
Water pipe to smoke shisha % 2023-2024	7.3	4.8	4.7
Blunt wraps % 2023-2024	6.5	4.8	4.5

Alcohol and drugs

Alcohol

Has tried alcohol % 2024-2025	46.5	37.7	38.3
Onset age Number 2023-2024	14.1	14.0	14.1
Regular drinking, last 12 months % 2024-2025	19.8	15.4	16.0
Heavy drinking, once a month or more, last 12 months % 2024-2025	13.0	8.4	8.7
Has a close friend who drinks alcohol % 2023-2024	52.2	40.9	41.0
Onset age - getting drunk Number 2018-2019	14.1	15.1	15.2

Cannabis

This section includes marijuana and any other products made from the cannabis plant, such as dry cannabis and cannabis that is mixed or processed into another product.

	Community Minto, Chipman, Cambridge-Narrows Area	Zone 3 Fredericton and River Valley Area	Province New Brunswick
Has tried cannabis % 2024-2025	24.8	17.4	15.1
Onset age Number 2018-2019	14.0	14.8	15.0
Has used cannabis, last 12 months % 2024-2025	18.8	13.2	11.3
Daily cannabis user, last 12 months % 2024-2025	6.8	4.3	3.7
Has a close friend who uses cannabis % 2023-2024	41.9	30.0	26.2
Exposed to cannabis smoke at home % 2023-2024	22.1	14.2	11.8

Drugs

Has used drugs, last 12 months (excluding tobacco, alcohol and cannabis) to get high % 2024-2025	30.0	30.9	30.0
LSD and other hallucinogens % 2024-2025	8.3	5.1	4.3
Pain relievers % 2024-2025	7.7	7.1	6.0
Amphetamines % 2024-2025	3.0	2.4	2.4
Ecstasy, MDMA % 2024-2025	3.0	2.2	2.3
Cocaine % 2024-2025	3.6	2.9	2.8
Cough and cold medicines % 2024-2025	24.2	26.4	26.3
Stimulants % 2024-2025	3.8	3.1	3.5
Sedatives / tranquilizers % 2024-2025	3.4	2.5	2.7
Methamphetamines / Crystal methamphetamine % 2024-2025	2.5	2.0	2.2
Glue or solvents % 2024-2025	3.9	2.6	2.5
Heroin % 2024-2025	3.6	2.1	2.1
Other % 2024-2025	8.2	4.9	4.5

Safety

Driver of an off-road vehicle - under the influence of alcohol or drugs, last 12 months % 2024-2025	17.3	10.9	10.3
---	-------------	-------------	-------------

	Community Minto, Chipman, Cambridge-Narrows Area	Zone 3 Fredericton and River Valley Area	Province New Brunswick
Passenger in an on-road vehicle - driven by someone under the influence of alcohol or drugs, last 12 months % 2024-2025	21.4	15.3	14.8

About this Table

Content and description

This table presents data collected from students in grades 6 to 12 through the New Brunswick Student Wellness and Education Survey (SWES). It contains self-reported information regarding the use of substances among New Brunswick students in grades 6 to 12. Substances include cigarettes, electronic cigarettes, alcohol, cannabis, and other drugs. The questionnaire comprises modules, which means that certain questions are asked every other cycle.

Why it is important

Only when we understand who our students are and what their needs are can we better plan for services and allocate resources to meet their health and educational needs.



Availability of the data

The information in this data table is available by school district, school sector and overall New Brunswick,by the seven (7) New Brunswick health zones and 33 communities created by the NBHC, as well as by demographic groups. More information is available on our [New Brunswick Student Wellness and Education Survey](#) page.

Note about demographic groups:

In 2023, the NBHC undertook a review of the demographic questions in its surveys to more accurately report on the experience of citizens who identify with particular groups. As such, starting in 2024, all demographic groups (characteristics) have been adjusted to reflect this change. Data tables and indicator pages were adjusted to allow for trending where applicable.

Caption

- n/a = Not applicable / not available
- S = Data suppressed due to confidentiality requirements and/or small sample size
-  Above-average performance
-  Below-average performance