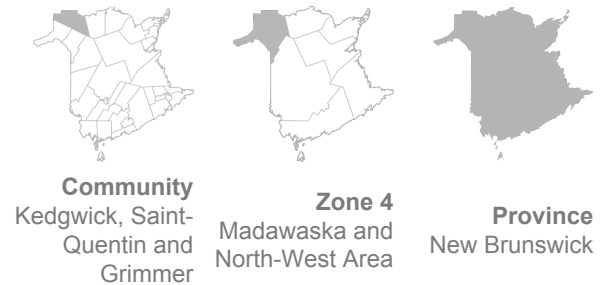


HOME CARE SURVEY

Profile of patients



Citizens receiving publicly funded home care services (Extra-Mural Program or home support services, or both)

★ Quality of life

Perceived health, very good or excellent % 2018	15.1	12.5	14.0
Perceived mental health, very good or excellent % 2021	14.0	20.4	20.4
COVID-19 had a negative impact on mental health % 2021	59.1	59.8	56.7

👤 Prevalence of chronic health conditions (physical health)

Arthritis % 2021	48.1	45.9	44.8
Asthma % 2021	35.4	17.8	17.8
Chronic pain % 2021	42.8	32.0	31.0
Emphysema/COPD % 2021	29.3	18.0	17.5
Cancer % 2021	18.0	17.9	23.6
Diabetes % 2021	19.5	26.4	31.6
Heart disease % 2021	22.6	27.5	30.8
Stroke % 2021	11.4	12.4	12.4
High blood pressure % 2021	54.1	48.6	52.9
Gastric reflux % 2021	40.0	24.3	24.5

	Community Kedgwick, Saint- Quentin and Grimmer	Zone 4 Madawaska and North-West Area	Province New Brunswick
High cholesterol % 2021	15.7	29.2	28.4
 Prevalence of chronic health conditions (mental health)			
Depression % 2021	13.0	20.2	22.7
Anxiety % 2021	46.9	31.2	23.9
Mood disorder (other than depression) % 2021	S	6.4	4.7
 Prevalence of chronic health conditions (memory)			
Alzheimer's disease or another form of dementia % 2021	S	3.8	7.1
 Management of chronic health conditions			
Confidence in managing their health condition, very confident % 2021	13.8	13.9	13.9
COVID-19 had a negative impact on ability to manage their health condition % 2021	54.6	49.6	42.4
 Care received from family and friends in the last 2 months			
Lives alone % 2021	42.8	47.7	39.2
A friend, family member or volunteer helped them with their home care in the last 2 months % 2021	58.2	55.6	62.4
 Family caregivers who have helped the most			
A friend % 2021	S	12.5	16.1
Grandson or granddaughter % 2021	S	7.9	8.1
Husband, wife or common-law partner % 2018	60.4	46.1	41.6
Mother or father % 2021	S	10.0	6.2
Son or daughter % 2018	29.6	35.4	38.7
Volunteer % 2021	S	S	1.7
Another family member (other than the ones previously listed) % 2021	S	18.0	16.5
 Frequency of help received from family caregivers			

	Community Kedgwick, Saint- Quentin and Grimmer	Zone 4 Madawaska and North-West Area	Province New Brunswick
Every day % 2018	63.6	58.6	54.7
A few times a week % 2021	S	24.9	22.7
Once a week % 2021	S	10.4	9.5
2 or 3 times a month % 2018	0.0	3.6	5.6
Once a month % 2018	0.0	3.1	2.7
Only once in the last 2 months % 2018	0.0	S	1.8







Clients receiving home support services (housekeeping, meal preparation, ...)

★ Quality of life

Perceived health, very good or excellent % 2021	S	5.5	6.7
Perceived mental health, very good or excellent % 2021	S	13.8	16.2
COVID-19 had a negative impact on mental health % 2021	S	62.7	61.1

Prevalence of chronic health conditions (physical health)

Arthritis % 2021	S	51.9	52.9
Asthma % 2021	S	22.2	20.6
Chronic pain % 2021	S	37.4	38.4
Emphysema/COPD % 2021	S	14.3	16.4
Cancer % 2021	S	13.7	16.8
Diabetes % 2021	S	29.5	32.7
Heart disease % 2021	S	26.9	30.6
Stroke % 2021	S	14.3	14.3
High blood pressure % 2021	S	55.5	56.4
Gastric reflux % 2021	S	26.9	28.9

	Community Kedgwick, Saint- Quentin and Grimmer	Zone 4 Madawaska and North-West Area	Province New Brunswick
High cholesterol % 2021	S	33.6	29.9
 Prevalence of chronic health conditions (mental health)			
Depression % 2021	S	28.9	30.9
Anxiety % 2021	S	37.7	31.0
Mood disorder (other than depression) % 2021	S	11.7	8.2
 Prevalence of chronic health conditions (memory)			
Alzheimer's disease or another form of dementia % 2021	S	4.2	9.9
 Management of chronic health conditions			
Confidence in managing their health condition, very confident % 2021	S	12.2	11.8
COVID-19 had a negative impact on ability to manage their health condition % 2021	S	54.5	46.8
 Care received from family and friends in the last 2 months			
Lives alone % 2021	S	67.4	58.9
A friend, family member or volunteer helped them with their home care in the last 2 months % 2021	S	49.8	56.1
 Family caregivers who have helped the most			
A friend % 2021	S	16.2	16.2
Grandson or granddaughter % 2021	S	8.0	9.7
Husband, wife or common-law partner % 2021	S	13.3	17.5
Mother or father % 2021	S	17.4	9.9
Son or daughter % 2021	S	49.7	59.3
Volunteer % 2021	S	S	2.4
Another family member (other than the ones previously listed) % 2021	S	22.9	19.9
 Frequency of help received from family caregivers			

	Community Kedgwick, Saint- Quentin and Grimmer	Zone 4 Madawaska and North-West Area	Province New Brunswick
Every day % 2021	S	41.1	45.7
A few times a week % 2021	S	32.2	26.2
Once a week % 2021	S	10.3	11.8
2 or 3 times a month % 2021	S	11.7	11.4
Once a month % 2021	S	4.2	4.0
Only once in the last 2 months % 2021	S	S	2.1

Patients receiving services from the Extra-Mural Program (nursing, physiotherapy, ...)

★ Quality of life

Perceived health, very good or excellent % 2018	14.7	15.3	15.5
Perceived mental health, very good or excellent % 2021	14.7	25.2	22.1
COVID-19 had a negative impact on mental health % 2021	68.7	58.7	54.3

Prevalence of chronic health conditions (physical health)

Arthritis % 2021	50.3	43.6	42.1
Asthma % 2021	38.0	16.5	16.9
Chronic pain % 2021	46.7	29.4	28.5
Emphysema/COPD % 2021	36.8	22.1	19.0
Cancer % 2021	21.6	20.8	26.4
Diabetes % 2021	21.5	25.4	31.4
Heart disease % 2021	17.8	29.0	31.9
Stroke % 2018	9.8	11.8	11.9
High blood pressure % 2021	46.8	45.2	51.8
Gastric reflux % 2021	43.1	23.2	22.8

	Community Kedgwick, Saint- Quentin and Grimmer	Zone 4 Madawaska and North-West Area	Province New Brunswick
High cholesterol % 2018	27.2	25.1	28.9
 Prevalence of chronic health conditions (mental health)			
Depression % 2018	9.8	15.7	19.6
Anxiety % 2021	50.5	26.3	20.7
Mood disorder (other than depression) % 2015	0.0	2.2	2.7
 Prevalence of chronic health conditions (memory)			
Alzheimer's disease or another form of dementia % 2021	S	4.5	6.4
 Management of chronic health conditions			
Confidence in managing their health condition, very confident % 2018	28.7	24.2	22.2
COVID-19 had a negative impact on ability to manage their health condition % 2021	54.1	45.6	40.0
 Care received from family and friends in the last 2 months			
Lives alone % 2021	24.7	35.7	30.3
A friend, family member or volunteer helped them with their home care in the last 2 months % 2021	67.7	61.7	66.4
 Family caregivers who have helped the most			
A friend % 2021	S	9.5	16.0
Grandson or granddaughter % 2021	S	7.1	7.8
Husband, wife or common-law partner % 2018	60.8	51.8	49.0
Mother or father % 2021	S	7.2	4.5
Son or daughter % 2018	28.8	36.0	37.5
Volunteer % 2021	S	S	1.5
Another family member (other than the ones previously listed) % 2021	S	17.9	15.7
 Frequency of help received from family caregivers			

	Community Kedgwick, Saint- Quentin and Grimmer	Zone 4 Madawaska and North-West Area	Province New Brunswick
Every day % 2018	66.5	62.6	59.6
A few times a week % 2021	S	21.6	21.0
Once a week % 2021	S	9.8	8.6
2 or 3 times a month % 2018	0.0	3.6	4.9
Once a month % 2018	0.0	3.3	2.3
Only once in the last 2 months % 2018	0.0	S	1.6

About this Table

Content and description

Data about the demographics of citizens receiving home care services in New Brunswick. Topics include self-reported health, chronic health conditions, and care received from family and friends.

Data is organized by 3 categories: (1) all citizens receiving home care services whose costs are being entirely or partially covered by public funds, (2) patients receiving services from the Extra-Mural Program, and (3) clients receiving home support services.

Why it is important

By better understanding the demographic context of citizens receiving home care services in New Brunswick, we can better understand their characteristics and needs, thus provide more citizen-centred care.

Availability of the data

The information for this data table is available at different geographical levels as well as by demographic groups. More information is available on our [Home Care Survey page](#).

Note about 2021 data

Results from the 2021 edition of the Home Care Survey should be interpreted in the context of the COVID-19 pandemic. Since March 2020, our health care system has adapted and evolved to respond to COVID-19, which includes home care services providers.

Caption

n/a = Not applicable / not available

S = Data suppressed due to confidentiality requirements and/or small sample size

 Above-average performance

 Below-average performance