

HOME CARE SURVEY

Profile of patients



Community
St. Stephen,
Saint Andrews,
Campobello
Island Area



Zone 2
Fundy Shore and
Saint John Area



Province
New Brunswick






Citizens receiving publicly funded home care services (Extra-Mural Program or home support services, or both)

★ Quality of life

Perceived health, very good or excellent % 2021	8.9	7.3	7.8
Perceived mental health, very good or excellent % 2021	20.3	20.3	20.4
COVID-19 had a negative impact on mental health % 2021	56.9	58.8	56.7

👤 Prevalence of chronic health conditions (physical health)

Arthritis % 2021	48.7	46.0	44.8
Asthma % 2021	16.5	15.5	17.8
Chronic pain % 2021	36.3	31.0	31.0
Emphysema/COPD % 2021	20.9	20.6	17.5
Cancer % 2021	24.6	22.9	23.6
Diabetes % 2021	39.5	32.4	31.6
Heart disease % 2021	32.2	31.9	30.8
Stroke % 2021	12.0	13.2	12.4
High blood pressure % 2021	53.3	52.8	52.9
Gastric reflux % 2021	28.0	24.5	24.5

	Community St. Stephen, Saint Andrews, Campobello Island Area	Zone 2 Fundy Shore and Saint John Area	Province New Brunswick
High cholesterol % 2021	31.4	28.3	28.4
 Prevalence of chronic health conditions (mental health)			
Depression % 2021	23.9	23.2	22.7
Anxiety % 2021	21.2	21.2	23.9
Mood disorder (other than depression) % 2018	2.7	4.0	4.7
 Prevalence of chronic health conditions (memory)			
Alzheimer's disease or another form of dementia % 2021	5.5	7.6	7.1
 Management of chronic health conditions			
Confidence in managing their health condition, very confident % 2021	17.6	14.3	13.9
COVID-19 had a negative impact on ability to manage their health condition % 2021	44.1	40.2	42.4
 Care received from family and friends in the last 2 months			
Lives alone % 2021	41.9	42.0	39.2
A friend, family member or volunteer helped them with their home care in the last 2 months % 2021	66.9	63.6	62.4
 Family caregivers who have helped the most			
A friend % 2021	18.3	18.1	16.1
Grandson or granddaughter % 2021	11.1	9.0	8.1
Husband, wife or common-law partner % 2021	44.2	40.8	41.5
Mother or father % 2018	0.0	3.5	5.4
Son or daughter % 2021	52.3	52.8	51.1
Volunteer % 2015	0.0	S	1.0
Another family member (other than the ones previously listed) % 2021	7.7	15.2	16.5

Community St. Stephen, Saint Andrews, Campobello Island Area	Zone 2 Fundy Shore and Saint John Area	Province New Brunswick
--	--	---------------------------

Frequency of help received from family caregivers

Every day % 2021	61.0	58.6	59.0
A few times a week % 2021	22.4	23.0	22.7
Once a week % 2021	6.1	8.7	9.5
2 or 3 times a month % 2021	9.2	8.1	8.6
Once a month % 2021	5.3	3.3	2.8
Only once in the last 2 months % 2021	S	1.7	1.4

Clients receiving home support services (housekeeping, meal preparation, ...)


★ Quality of life

Perceived health, very good or excellent % 2015	11.7	12.9	9.0
Perceived mental health, very good or excellent % 2021	11.8	16.7	16.2
COVID-19 had a negative impact on mental health % 2021	56.1	62.3	61.1

Prevalence of chronic health conditions (physical health)

Arthritis % 2021	67.7	58.9	52.9
Asthma % 2021	22.0	18.7	20.6
Chronic pain % 2021	49.3	41.7	38.4
Emphysema/COPD % 2021	24.4	20.8	16.4
Cancer % 2021	20.4	18.3	16.8
Diabetes % 2021	36.2	34.9	32.7
Heart disease % 2021	20.1	31.1	30.6
Stroke % 2021	17.4	15.1	14.3

	Community St. Stephen, Saint Andrews, Campobello Island Area	Zone 2 Fundy Shore and Saint John Area	Province New Brunswick
High blood pressure % 2021	55.2	55.6	56.4
Gastric reflux % 2021	34.2	28.3	28.9
High cholesterol % 2021	34.9	28.1	29.9
 Prevalence of chronic health conditions (mental health)			
Depression % 2021	37.1	31.0	30.9
Anxiety % 2021	30.7	27.7	31.0
Mood disorder (other than depression) % 2021	S	6.7	8.2
 Prevalence of chronic health conditions (memory)			
Alzheimer's disease or another form of dementia % 2021	7.8	11.1	9.9
 Management of chronic health conditions			
Confidence in managing their health condition, very confident % 2021	12.4	12.7	11.8
COVID-19 had a negative impact on ability to manage their health condition % 2021	48.9	43.3	46.8
 Care received from family and friends in the last 2 months			
Lives alone % 2021	69.7	64.1	58.9
A friend, family member or volunteer helped them with their home care in the last 2 months % 2021	51.5	55.8	56.1
 Family caregivers who have helped the most			
A friend % 2021	18.5	17.6	16.2
Grandson or granddaughter % 2021	S	12.1	9.7
Husband, wife or common-law partner % 2021	S	16.4	17.5
Mother or father % 2021	0.0	5.7	9.9
Son or daughter % 2021	70.5	65.2	59.3

	Community St. Stephen, Saint Andrews, Campobello Island Area	Zone 2 Fundy Shore and Saint John Area	Province New Brunswick
Volunteer % 2015	0.0	S	2.2
Another family member (other than the ones previously listed) % 2021	S	19.2	19.9
 Frequency of help received from family caregivers			
Every day % 2021	54.0	43.5	45.7
A few times a week % 2021	20.7	23.3	26.2
Once a week % 2018	16.9	13.0	10.5
2 or 3 times a month % 2021	S	12.4	11.4
Once a month % 2015	0.0	3.0	3.3
Only once in the last 2 months % 2021	S	3.6	2.1






Patients receiving services from the Extra-Mural Program (nursing, physiotherapy, ...)

★ Quality of life

Perceived health, very good or excellent % 2021	9.5	7.2	7.9
Perceived mental health, very good or excellent % 2021	21.0	21.2	22.1
COVID-19 had a negative impact on mental health % 2021	57.2	57.0	54.3

Prevalence of chronic health conditions (physical health)

Arthritis % 2021	46.9	42.2	42.1
Asthma % 2021	14.8	14.4	16.9
Chronic pain % 2021	34.4	27.8	28.5
Emphysema/COPD % 2021	21.5	21.0	19.0
Cancer % 2021	26.5	25.1	26.4
Diabetes % 2021	39.9	32.2	31.4

	Community St. Stephen, Saint Andrews, Campobello Island Area	Zone 2 Fundy Shore and Saint John Area	Province New Brunswick
Heart disease % 2021	34.3	33.2	31.9
Stroke % 2021	11.7	13.2	12.2
High blood pressure % 2021	53.3	52.0	51.8
Gastric reflux % 2021	28.2	23.7	22.8
High cholesterol % 2021	29.8	28.7	27.0
 Prevalence of chronic health conditions (mental health)			
Depression % 2021	21.0	20.6	18.8
Anxiety % 2021	20.2	19.4	20.7
Mood disorder (other than depression) % 2012	5.2	1.7	3.0
 Prevalence of chronic health conditions (memory)			
Alzheimer's disease or another form of dementia % 2021	6.1	6.2	6.4
 Management of chronic health conditions			
Confidence in managing their health condition, very confident % 2021	17.0	14.2	14.3
COVID-19 had a negative impact on ability to manage their health condition % 2021	44.0	39.2	40.0
 Care received from family and friends in the last 2 months			
Lives alone % 2021	39.2	33.3	30.3
A friend, family member or volunteer helped them with their home care in the last 2 months % 2021	69.8	67.2	66.4
 Family caregivers who have helped the most			
A friend % 2021	17.6	18.2	16.0
Grandson or granddaughter % 2021	11.2	8.2	7.8
Husband, wife or common-law partner % 2021	46.7	46.9	49.0

	Community St. Stephen, Saint Andrews, Campobello Island Area	Zone 2 Fundy Shore and Saint John Area	Province New Brunswick
Mother or father % 2018	0.0	2.5	4.2
Son or daughter % 2021	52.5	50.6	49.8
Volunteer % 2015	0.0	S	0.4
Another family member (other than the ones previously listed) % 2021	6.7	13.8	15.7
🕒 Frequency of help received from family caregivers			
Every day % 2021	62.5	64.1	64.7
A few times a week % 2021	22.4	22.0	21.0
Once a week % 2021	5.9	7.9	8.6
2 or 3 times a month % 2021	9.1	7.1	7.3
Once a month % 2021	4.4	2.4	2.1
Only once in the last 2 months % 2021	S	1.5	1.2

About this Table

Content and description

Data about the demographics of citizens receiving home care services in New Brunswick. Topics include self-reported health, chronic health conditions, and care received from family and friends.

Data is organized by 3 categories: (1) all citizens receiving home care services whose costs are being entirely or partially covered by public funds, (2) patients receiving services from the Extra-Mural Program, and (3) clients receiving home support services.

Why it is important

By better understanding the demographic context of citizens receiving home care services in New Brunswick, we can better understand their characteristics and needs, thus provide more citizen-centred care.

Availability of the data

The information for this data table is available at different geographical levels as well as by demographic groups. More information is available on our [Home Care Survey page](#).

Note about 2021 data

Results from the 2021 edition of the Home Care Survey should be interpreted in the context of the COVID-19 pandemic. Since March 2020, our health care system has adapted and evolved to respond to COVID-19, which includes home care services providers.

Caption

n/a = Not applicable / not available

S = Data suppressed due to confidentiality requirements and/or small sample size

 Above-average performance

 Below-average performance