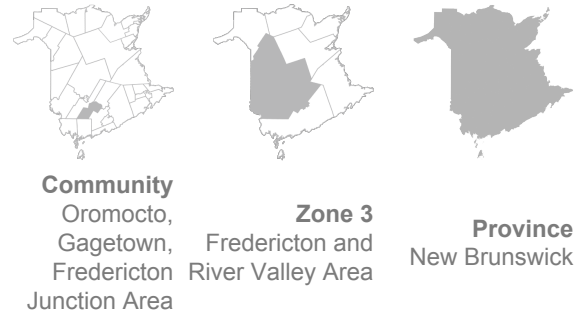


HOME CARE SURVEY

Profile of patients








Citizens receiving publicly funded home care services (Extra-Mural Program or home support services, or both)

★ Quality of life

Perceived health, very good or excellent % 2021	6.0	7.8	7.8
Perceived mental health, very good or excellent % 2021	18.7	19.9	20.4
COVID-19 had a negative impact on mental health % 2021	51.2	55.6	56.7

🧑 Prevalence of chronic health conditions (physical health)

Arthritis % 2021	43.3	45.7	44.8
Asthma % 2021	22.9	19.5	17.8
Chronic pain % 2021	29.2	29.1	31.0
Emphysema/COPD % 2021	18.0	19.2	17.5
Cancer % 2021	26.3	25.8	23.6
Diabetes % 2021	39.0	31.4	31.6
Heart disease % 2021	30.9	33.4	30.8
Stroke % 2021	17.2	12.9	12.4
High blood pressure % 2021	58.3	52.0	52.9
Gastric reflux % 2021	22.7	23.9	24.5

	Community Oromocto, Gagetown, Fredericton Junction Area	Zone 3 Fredericton and River Valley Area	Province New Brunswick
High cholesterol % 2021	32.0	26.7	28.4
 Prevalence of chronic health conditions (mental health)			
Depression % 2021	18.0	21.5	22.7
Anxiety % 2021	17.8	19.7	23.9
Mood disorder (other than depression) % 2021	5.0	3.4	4.7
 Prevalence of chronic health conditions (memory)			
Alzheimer's disease or another form of dementia % 2021	8.9	8.5	7.1
 Management of chronic health conditions			
Confidence in managing their health condition, very confident % 2021	13.9	14.9	13.9
COVID-19 had a negative impact on ability to manage their health condition % 2021	38.7	41.6	42.4
 Care received from family and friends in the last 2 months			
Lives alone % 2021	25.1	36.4	39.2
A friend, family member or volunteer helped them with their home care in the last 2 months % 2021	70.0	64.9	62.4
 Family caregivers who have helped the most			
A friend % 2021	12.3	16.3	16.1
Grandson or granddaughter % 2021	6.5	8.9	8.1
Husband, wife or common-law partner % 2021	55.7	45.4	41.5
Mother or father % 2021	S	6.2	6.2
Son or daughter % 2021	50.6	49.5	51.1
Volunteer % 2015	0.0	S	1.0
Another family member (other than the ones previously listed) % 2021	9.4	15.0	16.5

Community Oromocto, Gagetown, Fredericton Junction Area	Zone 3 Fredericton and River Valley Area	Province New Brunswick
--	---	----------------------------------

Frequency of help received from family caregivers

Every day % 2021	71.8	64.0	59.0
A few times a week % 2021	21.8	20.1	22.7
Once a week % 2021	10.2	8.5	9.5
2 or 3 times a month % 2018	9.9	7.3	5.6
Once a month % 2021	S	3.2	2.8
Only once in the last 2 months % 2018	0.0	2.4	1.8






Clients receiving home support services (housekeeping, meal preparation, ...)


Quality of life

Perceived health, very good or excellent % 2021	S	7.3	6.7
Perceived mental health, very good or excellent % 2021	S	16.3	16.2
COVID-19 had a negative impact on mental health % 2021	S	59.3	61.1

Prevalence of chronic health conditions (physical health)

Arthritis % 2021	S	54.9	52.9
Asthma % 2021	S	21.0	20.6
Chronic pain % 2021	S	35.2	38.4
Emphysema/COPD % 2021	S	16.5	16.4
Cancer % 2021	S	17.6	16.8
Diabetes % 2021	S	31.8	32.7
Heart disease % 2021	S	34.7	30.6
Stroke % 2021	S	16.2	14.3

	Community Oromocto, Gagetown, Fredericton Junction Area	Zone 3 Fredericton and River Valley Area	Province New Brunswick
High blood pressure % 2021	S	55.8	56.4
Gastric reflux % 2021	S	29.7	28.9
High cholesterol % 2021	S	28.1	29.9
 Prevalence of chronic health conditions (mental health)			
Depression % 2021	S	30.7	30.9
Anxiety % 2021	S	25.3	31.0
Mood disorder (other than depression) % 2021	S	6.0	8.2
 Prevalence of chronic health conditions (memory)			
Alzheimer's disease or another form of dementia % 2021	S	12.2	9.9
 Management of chronic health conditions			
Confidence in managing their health condition, very confident % 2021	S	15.9	11.8
COVID-19 had a negative impact on ability to manage their health condition % 2021	S	43.3	46.8
 Care received from family and friends in the last 2 months			
Lives alone % 2021	S	60.0	58.9
A friend, family member or volunteer helped them with their home care in the last 2 months % 2021	S	59.4	56.1
 Family caregivers who have helped the most			
A friend % 2021	S	18.0	16.2
Grandson or granddaughter % 2021	S	11.5	9.7
Husband, wife or common-law partner % 2021	S	17.7	17.5
Mother or father % 2021	S	10.3	9.9
Son or daughter % 2021	S	57.7	59.3

	Community Oromocto, Gagetown, Fredericton Junction Area	Zone 3 Fredericton and River Valley Area	Province New Brunswick
Volunteer % 2021	S	1.6	2.4
Another family member (other than the ones previously listed) % 2021	S	18.7	19.9
 Frequency of help received from family caregivers			
Every day % 2021	S	55.7	45.7
A few times a week % 2021	S	22.5	26.2
Once a week % 2021	S	9.2	11.8
2 or 3 times a month % 2021	S	9.4	11.4
Once a month % 2021	S	4.5	4.0
Only once in the last 2 months % 2021	S	2.2	2.1






Patients receiving services from the Extra-Mural Program (nursing, physiotherapy, ...)

★ Quality of life

Perceived health, very good or excellent % 2021	6.6	7.6	7.9
Perceived mental health, very good or excellent % 2021	18.2	21.3	22.1
COVID-19 had a negative impact on mental health % 2021	49.3	53.3	54.3

Prevalence of chronic health conditions (physical health)

Arthritis % 2021	42.2	43.2	42.1
Asthma % 2021	23.2	18.9	16.9
Chronic pain % 2021	30.6	28.2	28.5
Emphysema/COPD % 2021	19.9	20.5	19.0
Cancer % 2021	27.2	28.3	26.4
Diabetes % 2021	36.6	31.3	31.4

	Community Oromocto, Gagetown, Fredericton Junction Area	Zone 3 Fredericton and River Valley Area	Province New Brunswick
Heart disease % 2021	30.2	33.7	31.9
Stroke % 2021	16.3	12.8	12.2
High blood pressure % 2021	57.9	50.9	51.8
Gastric reflux % 2021	23.2	21.8	22.8
High cholesterol % 2021	30.7	25.5	27.0
 Prevalence of chronic health conditions (mental health)			
Depression % 2021	15.2	17.4	18.8
Anxiety % 2021	16.7	17.6	20.7
Mood disorder (other than depression) % 2021	S	2.1	2.6
 Prevalence of chronic health conditions (memory)			
Alzheimer's disease or another form of dementia % 2021	7.2	7.7	6.4
 Management of chronic health conditions			
Confidence in managing their health condition, very confident % 2021	15.2	14.2	14.3
COVID-19 had a negative impact on ability to manage their health condition % 2021	36.7	40.5	40.0
 Care received from family and friends in the last 2 months			
Lives alone % 2021	21.1	28.9	30.3
A friend, family member or volunteer helped them with their home care in the last 2 months % 2021	70.9	68.3	66.4
 Family caregivers who have helped the most			
A friend % 2021	13.5	16.6	16.0
Grandson or granddaughter % 2021	7.1	8.6	7.8
Husband, wife or common-law partner % 2021	59.0	52.6	49.0

	Community Oromocto, Gagetown, Fredericton Junction Area	Zone 3 Fredericton and River Valley Area	Province New Brunswick
Mother or father % 2021	0.0	4.4	4.5
Son or daughter % 2021	52.3	48.6	49.8
Volunteer % 2018	0.0	1.0	1.8
Another family member (other than the ones previously listed) % 2021	7.1	14.8	15.7

Frequency of help received from family caregivers

Every day % 2021	71.8	67.5	64.7
A few times a week % 2021	21.0	19.3	21.0
Once a week % 2021	9.5	8.4	8.6
2 or 3 times a month % 2018	10.7	7.6	4.9
Once a month % 2021	S	2.4	2.1
Only once in the last 2 months % 2021	0.0	1.4	1.2

About this Table

Content and description

Data about the demographics of citizens receiving home care services in New Brunswick. Topics include self-reported health, chronic health conditions, and care received from family and friends.

Data is organized by 3 categories: (1) all citizens receiving home care services whose costs are being entirely or partially covered by public funds, (2) patients receiving services from the Extra-Mural Program, and (3) clients receiving home support services.

Why it is important

By better understanding the demographic context of citizens receiving home care services in New Brunswick, we can better understand their characteristics and needs, thus provide more citizen-centred care.

Availability of the data

The information for this data table is available at different geographical levels as well as by demographic groups. More information is available on our [Home Care Survey page](#).

Note about 2021 data

Results from the 2021 edition of the Home Care Survey should be interpreted in the context of the COVID-19 pandemic. Since March 2020, our health care system has adapted and evolved to respond to COVID-19, which includes home care services providers.

Caption

n/a = Not applicable / not available

S = Data suppressed due to confidentiality requirements and/or small sample size

 Above-average performance

 Below-average performance