

HOME CARE SURVEY

Profile of patients



**Community**  
New Maryland,  
Kingsclear,  
Lincoln Area



**Zone 3**  
Fredericton and  
River Valley Area



**Province**  
New Brunswick

**Citizens receiving publicly funded home care services (Extra-Mural Program or home support services, or both)**

★ **Quality of life**

Perceived health, very good or excellent %   2021	8.5	7.8	7.8
Perceived mental health, very good or excellent %   2021	20.5	19.9	20.4
COVID-19 had a negative impact on mental health %   2021	50.1	55.6	56.7

🧑 **Prevalence of chronic health conditions (physical health)**

Arthritis %   2021	37.5	45.7	44.8
Asthma %   2021	16.5	19.5	17.8
Chronic pain %   2021	29.0	29.1	31.0
Emphysema/COPD %   2021	23.8	19.2	17.5
Cancer %   2021	27.6	25.8	23.6
Diabetes %   2021	36.3	31.4	31.6
Heart disease %   2021	33.8	33.4	30.8
Stroke %   2021	13.4	12.9	12.4
High blood pressure %   2021	57.4	52.0	52.9
Gastric reflux %   2021	24.0	23.9	24.5

	Community New Maryland, Kingsclear, Lincoln Area	Zone 3 Fredericton and River Valley Area	Province New Brunswick
High cholesterol %   2021	32.1	26.7	28.4
 <b>Prevalence of chronic health conditions (mental health)</b>			
Depression %   2021	12.6	21.5	22.7
Anxiety %   2021	20.1	19.7	23.9
Mood disorder (other than depression) %   2021	S	3.4	4.7
 <b>Prevalence of chronic health conditions (memory)</b>			
Alzheimer's disease or another form of dementia %   2021	11.4	8.5	7.1
 <b>Management of chronic health conditions</b>			
Confidence in managing their health condition, very confident %   2021	16.8	14.9	13.9
COVID-19 had a negative impact on ability to manage their health condition %   2021	32.1	41.6	42.4
 <b>Care received from family and friends in the last 2 months</b>			
Lives alone %   2021	23.7	36.4	39.2
A friend, family member or volunteer helped them with their home care in the last 2 months %   2021	67.1	64.9	62.4
 <b>Family caregivers who have helped the most</b>			
A friend %   2021	14.1	16.3	16.1
Grandson or granddaughter %   2021	14.2	8.9	8.1
Husband, wife or common-law partner %   2021	57.1	45.4	41.5
Mother or father %   2015	12.0	7.3	6.4
Son or daughter %   2021	56.6	49.5	51.1
Volunteer %   2018	0.0	1.6	2.4
Another family member (other than the ones previously listed) %   2021	12.2	15.0	16.5
 <b>Frequency of help received from family caregivers</b>			

	Community New Maryland, Kingsclear, Lincoln Area	Zone 3 Fredericton and River Valley Area	Province New Brunswick
Every day %   2021	72.8	64.0	59.0
A few times a week %   2021	18.3	20.1	22.7
Once a week %   2021	5.8	8.5	9.5
2 or 3 times a month %   2021	10.0	8.6	8.6
Once a month %   2012	0.0	3.0	2.3
Only once in the last 2 months %   2018	0.0	2.4	1.8






## Clients receiving home support services (housekeeping, meal preparation, ...)

### ★ Quality of life

Perceived health, very good or excellent %   2021	S	7.3	6.7
Perceived mental health, very good or excellent %   2015	25.7	23.6	21.9
COVID-19 had a negative impact on mental health %   2021	S	59.3	61.1

### Prevalence of chronic health conditions (physical health)

Arthritis %   2021	S	54.9	52.9
Asthma %   2021	S	21.0	20.6
Chronic pain %   2021	S	35.2	38.4
Emphysema/COPD %   2021	S	16.5	16.4
Cancer %   2021	S	17.6	16.8
Diabetes %   2021	S	31.8	32.7
Heart disease %   2021	S	34.7	30.6
Stroke %   2021	S	16.2	14.3
High blood pressure %   2021	S	55.8	56.4
Gastric reflux %   2021	S	29.7	28.9

	Community New Maryland, Kingsclear, Lincoln Area	Zone 3 Fredericton and River Valley Area	Province New Brunswick
High cholesterol %   2021	S	28.1	29.9
 <b>Prevalence of chronic health conditions (mental health)</b>			
Depression %   2021	S	30.7	30.9
Anxiety %   2021	S	25.3	31.0
Mood disorder (other than depression) %   2021	S	6.0	8.2
 <b>Prevalence of chronic health conditions (memory)</b>			
Alzheimer's disease or another form of dementia %   2021	S	12.2	9.9
 <b>Management of chronic health conditions</b>			
Confidence in managing their health condition, very confident %   2021	S	15.9	11.8
COVID-19 had a negative impact on ability to manage their health condition %   2021	S	43.3	46.8
 <b>Care received from family and friends in the last 2 months</b>			
Lives alone %   2015	45.7	57.9	54.1
A friend, family member or volunteer helped them with their home care in the last 2 months %   2021	S	59.4	56.1
 <b>Family caregivers who have helped the most</b>			
A friend %   2021	S	18.0	16.2
Grandson or granddaughter %   2021	S	11.5	9.7
Husband, wife or common-law partner %   2021	S	17.7	17.5
Mother or father %   2021	S	10.3	9.9
Son or daughter %   2021	S	57.7	59.3
Volunteer %   2021	S	1.6	2.4
Another family member (other than the ones previously listed) %   2021	S	18.7	19.9
 <b>Frequency of help received from family caregivers</b>			

	Community New Maryland, Kingsclear, Lincoln Area	Zone 3 Fredericton and River Valley Area	Province New Brunswick
Every day %   2021	S	55.7	45.7
A few times a week %   2021	S	22.5	26.2
Once a week %   2021	S	9.2	11.8
2 or 3 times a month %   2021	S	9.4	11.4
Once a month %   2021	S	4.5	4.0
Only once in the last 2 months %   2021	S	2.2	2.1

## Patients receiving services from the Extra-Mural Program (nursing, physiotherapy, ...)

### ★ Quality of life

Perceived health, very good or excellent %   2021	9.2	7.6	7.9
Perceived mental health, very good or excellent %   2021	20.6	21.3	22.1
COVID-19 had a negative impact on mental health %   2021	48.4	53.3	54.3

### 🧑 Prevalence of chronic health conditions (physical health)

Arthritis %   2021	38.5	43.2	42.1
Asthma %   2021	17.2	18.9	16.9
Chronic pain %   2021	30.2	28.2	28.5
Emphysema/COPD %   2021	23.6	20.5	19.0
Cancer %   2021	30.0	28.3	26.4
Diabetes %   2021	37.9	31.3	31.4
Heart disease %   2021	35.2	33.7	31.9
Stroke %   2021	13.8	12.8	12.2
High blood pressure %   2021	57.4	50.9	51.8
Gastric reflux %   2021	23.6	21.8	22.8

	Community New Maryland, Kingsclear, Lincoln Area	Zone 3 Fredericton and River Valley Area	Province New Brunswick
High cholesterol %   2021	30.1	25.5	27.0
 <b>Prevalence of chronic health conditions (mental health)</b>			
Depression %   2021	12.0	17.4	18.8
Anxiety %   2021	19.6	17.6	20.7
Mood disorder (other than depression) %   2018	0.0	2.4	2.9
 <b>Prevalence of chronic health conditions (memory)</b>			
Alzheimer's disease or another form of dementia %   2021	8.7	7.7	6.4
 <b>Management of chronic health conditions</b>			
Confidence in managing their health condition, very confident %   2021	17.6	14.2	14.3
COVID-19 had a negative impact on ability to manage their health condition %   2021	32.9	40.5	40.0
 <b>Care received from family and friends in the last 2 months</b>			
Lives alone %   2021	22.9	28.9	30.3
A friend, family member or volunteer helped them with their home care in the last 2 months %   2021	65.9	68.3	66.4
 <b>Family caregivers who have helped the most</b>			
A friend %   2021	12.4	16.6	16.0
Grandson or granddaughter %   2021	15.7	8.6	7.8
Husband, wife or common-law partner %   2021	62.0	52.6	49.0
Mother or father %   2018	0.0	4.7	4.2
Son or daughter %   2021	59.3	48.6	49.8
Volunteer %   2018	0.0	1.0	1.8
Another family member (other than the ones previously listed) %   2021	9.2	14.8	15.7
 <b>Frequency of help received from family caregivers</b>			

	<b>Community</b> New Maryland, Kingsclear, Lincoln Area	<b>Zone 3</b> Fredericton and River Valley Area	<b>Province</b> New Brunswick
Every day %   2021	<b>73.4</b>	<b>67.5</b>	<b>64.7</b>
A few times a week %   2021	<b>17.8</b>	<b>19.3</b>	<b>21.0</b>
Once a week %   2021	<b>S</b>	<b>8.4</b>	<b>8.6</b>
2 or 3 times a month %   2021	<b>10.9</b>	<b>7.9</b>	<b>7.3</b>
Once a month %   2012	<b>0.0</b>	<b>2.4</b>	<b>2.3</b>
Only once in the last 2 months %   2018	<b>0.0</b>	<b>2.1</b>	<b>1.6</b>

## About this Table

### Content and description

Data about the demographics of citizens receiving home care services in New Brunswick. Topics include self-reported health, chronic health conditions, and care received from family and friends.

Data is organized by 3 categories: (1) all citizens receiving home care services whose costs are being entirely or partially covered by public funds, (2) patients receiving services from the Extra-Mural Program, and (3) clients receiving home support services.

### Why it is important

By better understanding the demographic context of citizens receiving home care services in New Brunswick, we can better understand their characteristics and needs, thus provide more citizen-centred care.

### Availability of the data

The information for this data table is available at different geographical levels as well as by demographic groups. More information is available on our [Home Care Survey page](#).

### Note about 2021 data

Results from the 2021 edition of the Home Care Survey should be interpreted in the context of the COVID-19 pandemic. Since March 2020, our health care system has adapted and evolved to respond to COVID-19, which includes home care services providers.

---

### Caption

n/a = Not applicable / not available

S = Data suppressed due to confidentiality requirements and/or small sample size