

HOME CARE SURVEY

Profile of patients



Community
Tracadie and
Saint-Isidore



Zone 6
Bathurst and
Acadian
Peninsula Area



Province
New Brunswick







Citizens receiving publicly funded home care services (Extra-Mural Program or home support services, or both)

★ Quality of life

Perceived health, very good or excellent % 2021	5.4	7.7	7.8
Perceived mental health, very good or excellent % 2021	17.1	19.9	20.4
COVID-19 had a negative impact on mental health % 2021	52.9	55.5	56.7

🧑 Prevalence of chronic health conditions (physical health)

Arthritis % 2021	41.9	43.0	44.8
Asthma % 2021	20.1	18.3	17.8
Chronic pain % 2021	37.1	33.0	31.0
Emphysema/COPD % 2021	10.3	13.9	17.5
Cancer % 2021	19.8	23.9	23.6
Diabetes % 2021	29.2	31.0	31.6
Heart disease % 2021	28.0	27.1	30.8
Stroke % 2021	12.2	9.7	12.4
High blood pressure % 2021	58.3	55.8	52.9
Gastric reflux % 2021	29.4	26.6	24.5

	Community Tracadie and Saint-Isidore	Zone 6 Bathurst and Acadian Peninsula Area	Province New Brunswick
High cholesterol % 2021	26.9	27.7	28.4
 Prevalence of chronic health conditions (mental health)			
Depression % 2021	20.6	23.9	22.7
Anxiety % 2021	28.8	29.7	23.9
Mood disorder (other than depression) % 2021	7.2	5.7	4.7
 Prevalence of chronic health conditions (memory)			
Alzheimer's disease or another form of dementia % 2021	9.4	7.8	7.1
 Management of chronic health conditions			
Confidence in managing their health condition, very confident % 2021	12.5	11.7	13.9
COVID-19 had a negative impact on ability to manage their health condition % 2021	49.7	43.9	42.4
 Care received from family and friends in the last 2 months			
Lives alone % 2021	28.8	35.2	39.2
A friend, family member or volunteer helped them with their home care in the last 2 months % 2021	60.1	61.9	62.4
 Family caregivers who have helped the most			
A friend % 2021	6.9	11.0	16.1
Grandson or granddaughter % 2021	5.5	7.1	8.1
Husband, wife or common-law partner % 2021	34.3	40.2	41.5
Mother or father % 2018	5.1	6.0	5.4
Son or daughter % 2021	60.7	55.6	51.1
Volunteer % 2021	S	2.3	1.7
Another family member (other than the ones previously listed) % 2021	19.6	18.4	16.5
 Frequency of help received from family caregivers			

	Community Tracadie and Saint-Isidore	Zone 6 Bathurst and Acadian Peninsula Area	Province New Brunswick
Every day % 2021	54.4	59.1	59.0
A few times a week % 2021	29.8	22.7	22.7
Once a week % 2021	12.4	12.2	9.5
2 or 3 times a month % 2021	5.8	6.3	8.6
Once a month % 2012	0.0	S	2.3
Only once in the last 2 months % 2018	4.2	2.3	1.8

Clients receiving home support services (housekeeping, meal preparation, ...)

★ Quality of life

Perceived health, very good or excellent % 2018	7.1	8.3	9.2
Perceived mental health, very good or excellent % 2021	15.5	18.0	16.2
COVID-19 had a negative impact on mental health % 2021	58.4	62.0	61.1

🧑 Prevalence of chronic health conditions (physical health)

Arthritis % 2021	39.4	49.4	52.9
Asthma % 2021	17.6	21.2	20.6
Chronic pain % 2021	38.0	40.7	38.4
Emphysema/COPD % 2021	8.6	12.4	16.4
Cancer % 2021	17.4	17.5	16.8
Diabetes % 2021	35.2	36.4	32.7
Heart disease % 2021	32.2	28.2	30.6
Stroke % 2021	11.9	8.9	14.3
High blood pressure % 2021	59.6	61.1	56.4
Gastric reflux % 2021	31.8	29.8	28.9

	Community Tracadie and Saint-Isidore	Zone 6 Bathurst and Acadian Peninsula Area	Province New Brunswick
High cholesterol % 2021	29.6	31.5	29.9
 Prevalence of chronic health conditions (mental health)			
Depression % 2021	25.2	31.9	30.9
Anxiety % 2021	29.9	36.1	31.0
Mood disorder (other than depression) % 2021	11.3	9.8	8.2
 Prevalence of chronic health conditions (memory)			
Alzheimer's disease or another form of dementia % 2021	13.3	10.7	9.9
 Management of chronic health conditions			
Confidence in managing their health condition, very confident % 2021	11.2	10.1	11.8
COVID-19 had a negative impact on ability to manage their health condition % 2021	54.7	48.4	46.8
 Care received from family and friends in the last 2 months			
Lives alone % 2021	37.2	48.5	58.9
A friend, family member or volunteer helped them with their home care in the last 2 months % 2021	54.8	56.2	56.1
 Family caregivers who have helped the most			
A friend % 2018	8.0	9.2	11.5
Grandson or granddaughter % 2015	0.0	0.0	1.4
Husband, wife or common-law partner % 2021	21.0	20.9	17.5
Mother or father % 2021	S	6.9	9.9
Son or daughter % 2021	60.7	61.2	59.3
Volunteer % 2021	S	3.2	2.4
Another family member (other than the ones previously listed) % 2021	19.6	17.5	19.9
 Frequency of help received from family caregivers			

	Community Tracadie and Saint-Isidore	Zone 6 Bathurst and Acadian Peninsula Area	Province New Brunswick
Every day % 2021	40.9	46.3	45.7
A few times a week % 2021	35.1	28.4	26.2
Once a week % 2021	16.9	15.5	11.8
2 or 3 times a month % 2021	S	8.9	11.4
Once a month % 2021	0.0	S	4.0
Only once in the last 2 months % 2015	0.0	S	2.7






Patients receiving services from the Extra-Mural Program (nursing, physiotherapy, ...)

★ Quality of life

Perceived health, very good or excellent % 2021	6.7	7.2	7.9
Perceived mental health, very good or excellent % 2021	16.2	20.6	22.1
COVID-19 had a negative impact on mental health % 2021	51.9	51.3	54.3

🧑 Prevalence of chronic health conditions (physical health)

Arthritis % 2021	41.3	40.3	42.1
Asthma % 2021	21.7	17.2	16.9
Chronic pain % 2021	38.7	29.7	28.5
Emphysema/COPD % 2021	10.7	16.0	19.0
Cancer % 2021	17.4	27.0	26.4
Diabetes % 2021	25.2	27.2	31.4
Heart disease % 2021	26.8	27.5	31.9
Stroke % 2021	11.9	10.3	12.2
High blood pressure % 2021	57.7	51.8	51.8
Gastric reflux % 2021	26.9	24.9	22.8

	Community Tracadie and Saint-Isidore	Zone 6 Bathurst and Acadian Peninsula Area	Province New Brunswick
High cholesterol % 2021	21.3	23.2	27.0
 Prevalence of chronic health conditions (mental health)			
Depression % 2021	18.7	18.1	18.8
Anxiety % 2021	27.3	25.8	20.7
Mood disorder (other than depression) % 2021	S	2.6	2.6
 Prevalence of chronic health conditions (memory)			
Alzheimer's disease or another form of dementia % 2021	9.4	8.1	6.4
 Management of chronic health conditions			
Confidence in managing their health condition, very confident % 2021	12.7	12.3	14.3
COVID-19 had a negative impact on ability to manage their health condition % 2021	47.0	40.9	40.0
 Care received from family and friends in the last 2 months			
Lives alone % 2021	20.2	25.1	30.3
A friend, family member or volunteer helped them with their home care in the last 2 months % 2021	70.2	68.3	66.4
 Family caregivers who have helped the most			
A friend % 2018	7.2	9.0	11.0
Grandson or granddaughter % 2018	6.9	4.5	4.6
Husband, wife or common-law partner % 2021	43.2	48.4	49.0
Mother or father % 2018	6.6	4.9	4.2
Son or daughter % 2021	63.4	55.4	49.8
Volunteer % 2021	S	1.9	1.5
Another family member (other than the ones previously listed) % 2021	19.3	19.1	15.7
 Frequency of help received from family caregivers			

	Community Tracadie and Saint-Isidore	Zone 6 Bathurst and Acadian Peninsula Area	Province New Brunswick
Every day % 2021	62.2	66.2	64.7
A few times a week % 2021	31.8	21.1	21.0
Once a week % 2021	7.9	10.1	8.6
2 or 3 times a month % 2012	0.0	3.0	6.7
Once a month % 2015	0.0	S	1.9
Only once in the last 2 months % 2021	0.0	S	1.2

About this Table

Content and description

Data about the demographics of citizens receiving home care services in New Brunswick. Topics include self-reported health, chronic health conditions, and care received from family and friends.

Data is organized by 3 categories: (1) all citizens receiving home care services whose costs are being entirely or partially covered by public funds, (2) patients receiving services from the Extra-Mural Program, and (3) clients receiving home support services.

Why it is important

By better understanding the demographic context of citizens receiving home care services in New Brunswick, we can better understand their characteristics and needs, thus provide more citizen-centred care.

Availability of the data

The information for this data table is available at different geographical levels as well as by demographic groups. More information is available on our [Home Care Survey page](#).

Note about 2021 data

Results from the 2021 edition of the Home Care Survey should be interpreted in the context of the COVID-19 pandemic. Since March 2020, our health care system has adapted and evolved to respond to COVID-19, which includes home care services providers.

Caption

n/a = Not applicable / not available

S = Data suppressed due to confidentiality requirements and/or small sample size

 Above-average performance

 Below-average performance