

HOME CARE SURVEY

Profile of patients









Citizens receiving publicly funded home care services (Extra-Mural Program or home support services, or both)

★ Quality of life

Perceived health, very good or excellent % 2021	7.7	7.8
Perceived mental health, very good or excellent % 2021	19.9	20.4
COVID-19 had a negative impact on mental health % 2021	55.5	56.7

🧑 Prevalence of chronic health conditions (physical health)

Arthritis % 2021	43.0	44.8
Asthma % 2021	18.3	17.8
Chronic pain % 2021	33.0	31.0
Emphysema/COPD % 2021	13.9	17.5
Cancer % 2021	23.9	23.6
Diabetes % 2021	31.0	31.6
Heart disease % 2021	27.1	30.8
Stroke % 2021	9.7	12.4
High blood pressure % 2021	55.8	52.9
Gastric reflux % 2021	26.6	24.5

	Zone 6 Bathurst and Acadian Peninsula Area	Province New Brunswick
High cholesterol % 2021	27.7	28.4
 Prevalence of chronic health conditions (mental health)		
Depression % 2021	23.9	22.7
Anxiety % 2021	29.7	23.9
Mood disorder (other than depression) % 2021	5.7	4.7
 Prevalence of chronic health conditions (memory)		
Alzheimer's disease or another form of dementia % 2021	7.8	7.1
 Management of chronic health conditions		
Confidence in managing their health condition, very confident % 2021	11.7	13.9
COVID-19 had a negative impact on ability to manage their health condition % 2021	43.9	42.4
 Care received from family and friends in the last 2 months		
Lives alone % 2021	35.2	39.2
A friend, family member or volunteer helped them with their home care in the last 2 months % 2021	61.9	62.4
 Family caregivers who have helped the most		
A friend % 2021	11.0	16.1
Grandson or granddaughter % 2021	7.1	8.1
Husband, wife or common-law partner % 2021	40.2	41.5
Mother or father % 2021	5.7	6.2
Son or daughter % 2021	55.6	51.1
Volunteer % 2021	2.3	1.7
Another family member (other than the ones previously listed) % 2021	18.4	16.5
 Frequency of help received from family caregivers		

	Zone 6 Bathurst and Acadian Peninsula Area	Province New Brunswick
Every day % 2021	59.1	59.0
A few times a week % 2021	22.7	22.7
Once a week % 2021	12.2	9.5
2 or 3 times a month % 2021	6.3	8.6
Once a month % 2021	1.9	2.8
Only once in the last 2 months % 2018	2.3	1.8







Clients receiving home support services (housekeeping, meal preparation, ...)

★ Quality of life

Perceived health, very good or excellent % 2021	6.8	6.7
Perceived mental health, very good or excellent % 2021	18.0	16.2
COVID-19 had a negative impact on mental health % 2021	62.0	61.1

Prevalence of chronic health conditions (physical health)

Arthritis % 2021	49.4	52.9
Asthma % 2021	21.2	20.6
Chronic pain % 2021	40.7	38.4
Emphysema/COPD % 2021	12.4	16.4
Cancer % 2021	17.5	16.8
Diabetes % 2021	36.4	32.7
Heart disease % 2021	28.2	30.6
Stroke % 2021	8.9	14.3
High blood pressure % 2021	61.1	56.4
Gastric reflux % 2021	29.8	28.9

	Zone 6 Bathurst and Acadian Peninsula Area	Province New Brunswick
High cholesterol % 2021	31.5	29.9
 Prevalence of chronic health conditions (mental health)		
Depression % 2021	31.9	30.9
Anxiety % 2021	36.1	31.0
Mood disorder (other than depression) % 2021	9.8	8.2
 Prevalence of chronic health conditions (memory)		
Alzheimer's disease or another form of dementia % 2021	10.7	9.9
 Management of chronic health conditions		
Confidence in managing their health condition, very confident % 2021	10.1	11.8
COVID-19 had a negative impact on ability to manage their health condition % 2021	48.4	46.8
 Care received from family and friends in the last 2 months		
Lives alone % 2021	48.5	58.9
A friend, family member or volunteer helped them with their home care in the last 2 months % 2021	56.2	56.1
 Family caregivers who have helped the most		
A friend % 2021	11.3	16.2
Grandson or granddaughter % 2021	6.4	9.7
Husband, wife or common-law partner % 2021	20.9	17.5
Mother or father % 2021	6.9	9.9
Son or daughter % 2021	61.2	59.3
Volunteer % 2021	3.2	2.4
Another family member (other than the ones previously listed) % 2021	17.5	19.9
 Frequency of help received from family caregivers		

	Zone 6 Bathurst and Acadian Peninsula Area	Province New Brunswick
Every day % 2021	46.3	45.7
A few times a week % 2021	28.4	26.2
Once a week % 2021	15.5	11.8
2 or 3 times a month % 2021	8.9	11.4
Once a month % 2018	3.6	3.7
Only once in the last 2 months % 2021	S	2.1







Patients receiving services from the Extra-Mural Program (nursing, physiotherapy, ...)

★ Quality of life

Perceived health, very good or excellent % 2021	7.2	7.9
Perceived mental health, very good or excellent % 2021	20.6	22.1
COVID-19 had a negative impact on mental health % 2021	51.3	54.3

Prevalence of chronic health conditions (physical health)

Arthritis % 2021	40.3	42.1
Asthma % 2021	17.2	16.9
Chronic pain % 2021	29.7	28.5
Emphysema/COPD % 2021	16.0	19.0
Cancer % 2021	27.0	26.4
Diabetes % 2021	27.2	31.4
Heart disease % 2021	27.5	31.9
Stroke % 2021	10.3	12.2
High blood pressure % 2021	51.8	51.8
Gastric reflux % 2021	24.9	22.8

	Zone 6 Bathurst and Acadian Peninsula Area	Province New Brunswick
High cholesterol % 2021	23.2	27.0
 Prevalence of chronic health conditions (mental health)		
Depression % 2021	18.1	18.8
Anxiety % 2021	25.8	20.7
Mood disorder (other than depression) % 2021	2.6	2.6
 Prevalence of chronic health conditions (memory)		
Alzheimer's disease or another form of dementia % 2021	8.1	6.4
 Management of chronic health conditions		
Confidence in managing their health condition, very confident % 2021	12.3	14.3
COVID-19 had a negative impact on ability to manage their health condition % 2021	40.9	40.0
 Care received from family and friends in the last 2 months		
Lives alone % 2021	25.1	30.3
A friend, family member or volunteer helped them with their home care in the last 2 months % 2021	68.3	66.4
 Family caregivers who have helped the most		
A friend % 2021	10.6	16.0
Grandson or granddaughter % 2021	8.2	7.8
Husband, wife or common-law partner % 2021	48.4	49.0
Mother or father % 2021	4.6	4.5
Son or daughter % 2021	55.4	49.8
Volunteer % 2021	1.9	1.5
Another family member (other than the ones previously listed) % 2021	19.1	15.7
 Frequency of help received from family caregivers		

	Zone 6 Bathurst and Acadian Peninsula Area	Province New Brunswick
Every day % 2021	66.2	64.7
A few times a week % 2021	21.1	21.0
Once a week % 2021	10.1	8.6
2 or 3 times a month % 2021	4.6	7.3
Once a month % 2021	S	2.1
Only once in the last 2 months % 2018	2.0	1.6

About this Table

Content and description

Data about the demographics of citizens receiving home care services in New Brunswick. Topics include self-reported health, chronic health conditions, and care received from family and friends.

Data is organized by 3 categories: (1) all citizens receiving home care services whose costs are being entirely or partially covered by public funds, (2) patients receiving services from the Extra-Mural Program, and (3) clients receiving home support services.

Why it is important

By better understanding the demographic context of citizens receiving home care services in New Brunswick, we can better understand their characteristics and needs, thus provide more citizen-centred care.

Availability of the data

The information for this data table is available at different geographical levels as well as by demographic groups. More information is available on our [Home Care Survey page](#).

Note about 2021 data

Results from the 2021 edition of the Home Care Survey should be interpreted in the context of the COVID-19 pandemic. Since March 2020, our health care system has adapted and evolved to respond to COVID-19, which includes home care services providers.

Caption

n/a = Not applicable / not available

S = Data suppressed due to confidentiality requirements and/or small sample size

 Above-average performance

 Below-average performance