

HOME CARE SURVEY

Profile of citizens receiving services from the Extra-Mural Program



Zone 7
Miramichi Area



Province
New Brunswick

Health status

★ Quality of life

Perceived health, very good or excellent % 2024	8.3	8.3
Perceived mental health, very good or excellent % 2024	29.8	25.5




Prevalence of chronic health conditions

Among list of chronic conditions: arthritis, asthma, chronic pain, emphysema or COPD, cancer, diabetes, depression, mood disorder other than depression, heart disease, stroke, high blood pressure, gastric reflux, alzheimer's disease or another form of dementia, anxiety, or high cholesterol

Five or more chronic health conditions % 2024	89.5	93.1
---	------	------

🧑 Types of chronic condition (physical health)

Hypertension % 2024	55.8	53.0
Arthritis % 2024	41.4	41.5
Diabetes % 2024	36.4	32.0
Heart disease % 2024	34.0	31.1
High cholesterol % 2024	28.0	28.8
Chronic pain % 2024	27.0	27.1
Cancer % 2024	24.7	26.8
Gastric reflux % 2024	19.8	22.7

	Zone 7 Miramichi Area	Province New Brunswick
Emphysema/COPD % 2024	21.3	20.1
Asthma % 2024	15.8	17.6
Stroke % 2024	11.8	11.3
 Types of chronic health conditions (mental health)		
Anxiety % 2024	21.2	21.0
Depression % 2024	18.0	19.3
Mood disorder (other than depression) % 2024	5.7	2.9
 Types of chronic health conditions (memory)		
Alzheimer's disease % 2024	4.8	6.9
 Management of health chronic conditions		
Confidence in managing their health condition, very confident % 2024	12.3	15.5

Care received from an informal caregiver

Lives alone % 2024	28.5	31.3
In the last 2 months		
Received help from an informal caregiver % 2024	75.5	68.8
Received help at least once a week % 2024	88.9	86.0

About this Table

Content and description

Data about self-reported health, chronic health conditions, and whether citizens received care from informal caregivers.

Why is it important?

By better understanding the characteristics of citizens receiving home care services in New Brunswick, we can better understand their needs, thus provide more citizen-centered care.

Availability of the data

The information for this data table is available at different geographical levels as well as by demographic groups. More information is available on [our Home Care Survey page](#).

Note about demographic groups

In 2023, the NBHC undertook a review of the demographic questions in its surveys to more accurately report on the experience of citizens who identify with particular groups. As such, starting in 2024, all demographic groups (characteristics) have been adjusted to reflect this change. Data tables and indicator pages were adjusted to allow for trending where applicable.

Caption

n/a = Not applicable / not available

S = Data suppressed due to confidentiality requirements and/or small sample size

 Above-average performance

 Below-average performance