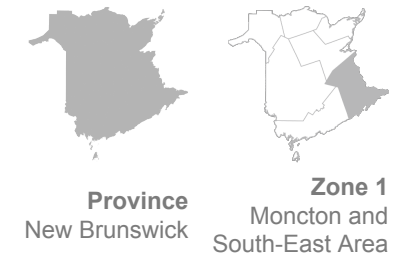


PRIMARY CARE SURVEY

Use and experience with health care services - Citizens without a primary care provider



Having a primary care provider

Does not have a primary care provider % 2023	20.7	18.9
--	-------------	-------------

NB Health Link

Registered with NB Health Link % 2023	46.2	41.2
---	-------------	-------------

Had a consultation with NB Health Link in the last 12 months % 2023	35.3	50.3
---	-------------	-------------

Satisfaction with services received, somewhat or very satisfied % 2023	76.7	77.6
--	-------------	-------------

Currently on a wait list % 2023	45.9	33.4
-----------------------------------	-------------	-------------

Province
New Brunswick

Zone 1
Moncton and
South-East Area

Use and experience with health care services in the last 12 months

Used one or more health care services % 2023	83.5	81.4
Pharmacist % 2023	38.2	40.6
Satisfaction with services received, somewhat or very satisfied % 2023	88.4	93.5
Hospital emergency department % 2023	41.9	33.2
Satisfaction with services received, somewhat or very satisfied % 2023	52.4	44.9
After-hours or walk-in clinic % 2023	29.1	32.8
Satisfaction with services received, somewhat or very satisfied % 2023	67.4	71.5
Tele-Care 811 % 2023	17.1	16.4
Satisfaction with services received, somewhat or very satisfied % 2023	62.9	77.8
eVisitNB % 2023	31.1	28.7
Satisfaction with services received, somewhat or very satisfied % 2023	71.3	78.5
Specialist % 2023	26.2	25.3
Satisfaction with services received, somewhat or very satisfied % 2023	90.6	96.3
Allied health professional % 2023	25.1	23.7

	Province New Brunswick	Zone 1 Moncton and South-East Area
Satisfaction with services received, somewhat or very satisfied % 2023	80.4	70.3
Other services % 2023	16.4	20.3

About this Table

Content and description

Data on self-reported information regarding the use and experience with health care services of New Brunswickers who do not have a permanent primary care provider (neither a family doctor nor a nurse practitioner). Topics include registration to NB Health Link as well as the use of primary health care services and experience with the services received.

Why it is important

The results from the Primary Care Survey allows the NBHC to inform citizens and health system stakeholders about the quality of primary health care services from citizens' perspectives. This information can be used to make future improvements to primary health care in the province.

Availability of the data

The information for this data table is available at different geographical levels as well as by demographic groups. More information is available on our [Primary Care Survey](#)

Note about demographic groups


In 2023, the NBHC undertook a review of the demographic questions in its surveys to more accurately report on the experience of citizens who identify with particular groups. As such, starting in 2024, all demographic groups (characteristics) have been adjusted to reflect this change. Data tables and indicator pages were adjusted to allow for trending where applicable.


.....

Caption

n/a = Not applicable / not available

S = Data suppressed due to confidentiality requirements and/or small sample size

 Above-average performance

 Below-average performance