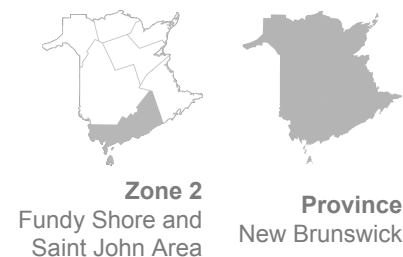


PRIMARY CARE SURVEY

Use and experience with health care services - Citizens without a primary care provider



Having a primary care provider

| | | |
|--|------|------|
| Does not have a primary care provider % 2024 | 18.4 | 22.8 |
|--|------|------|

NB Health Link

| | | |
|---|------|------|
| Registered with NB Health Link % 2024 | 53.2 | 47.0 |
|---|------|------|

| | | |
|---|------|------|
| Had a consultation with NB Health Link in the last 12 months % 2024 | 26.4 | 38.3 |
|---|------|------|

| | | |
|--|---|------|
| Satisfaction with services received, somewhat or very satisfied % 2024 | S | 73.7 |
|--|---|------|

Use and experience with health care services in the last 12 months

| | Zone 2 Fundy Shore and Saint John Area | Province New Brunswick |
|--|---|-----------------------------------|
| Used one or more health care services % 2024 | 85.8 | 84.3 |
| Pharmacist % 2024 | 37.5 | 43.2 |
| Satisfaction with services received, somewhat or very satisfied % 2024 | 88.5 | 89.5 |
| Hospital emergency department % 2024 | 45.1 | 38.9 |
| Satisfaction with services received, somewhat or very satisfied % 2024 | 42.9 | 46.5 |
| After-hours or walk-in clinic % 2024 | 37.4 | 29.6 |
| Satisfaction with services received, somewhat or very satisfied % 2024 | 57.5 | 61.3 |
| Tele-Care 811 % 2024 | 12.9 | 14.0 |
| Satisfaction with services received, somewhat or very satisfied % 2024 | S | 58.9 |
| eVisitNB % 2024 | 24.5 | 29.8 |
| Satisfaction with services received, somewhat or very satisfied % 2024 | 59.1 | 70.4 |
| Specialist % 2024 | 32.9 | 30.2 |
| Satisfaction with services received, somewhat or very satisfied % 2024 | 82.3 | 83.9 |
| Allied health professional % 2024 | 30.8 | 29.6 |
| Satisfaction with services received, somewhat or very satisfied % 2024 | 88.4 | 92.2 |

| | Zone 2 Fundy Shore and Saint John Area | Province New Brunswick |
|-------------------------|--|---------------------------|
| Other services % 2024 | 20.8 | 17.4 |

About this Table

Content and description

Data on self-reported information regarding the use and experience with health care services of New Brunswickers who do not have a permanent primary care provider (neither a family doctor nor a nurse practitioner). Topics include registration to NB Health Link as well as the use of primary health care services and experience with the services received.

Why it is important

The results from the Primary Care Survey allows the NBHC to inform citizens and health system stakeholders about the quality of primary health care services from citizens' perspectives. This information can be used to make future improvements to primary health care in the province.

Availability of the data



The information for this data table is available at different geographical levels as well as by demographic groups. More information is available on our [Primary Care Survey](#)

Note about demographic groups

In 2023, the NBHC undertook a review of the demographic questions in its surveys to more accurately report on the experience of citizens who identify with particular groups. As such, starting in 2024, all demographic groups (characteristics) have been adjusted to reflect this change. Data tables and indicator pages were adjusted to allow for trending where applicable.

.....

Caption

- n/a = Not applicable / not available
- S = Data suppressed due to confidentiality requirements and/or small sample size
-  Above-average performance
-  Below-average performance