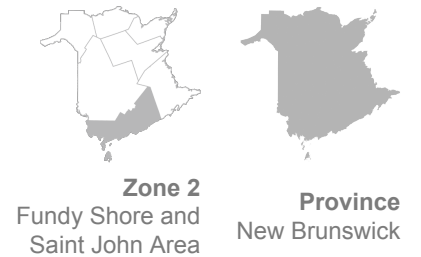


PRIMARY CARE SURVEY

Virtual Care Services



Use of virtual care services

Had a virtual consultation in the last 12 months % 2024	44.4	47.3
Type of health care services used during last virtual consultation		
Personal family doctor % 2024	55.4	48.4
eVisitNB % 2024	21.6	23.1
Specialist % 2024	5.4	5.7
NB Health Link % 2024	3.8	5.5
Personal nurse practitioner % 2024	1.0	5.3
Mental health professional % 2023	3.0	2.3

	Zone 2 Fundy Shore and Saint John Area	Province New Brunswick
Tele-Care 811 % 2024	2.9	1.6
Doctor or nurse at a specialty clinic % 2023	1.3	1.4
Another health professional % 2024	7.8	6.8
Virtual tool used during last consultation		
Telephone % 2024	70.4	67.2
Online chat % 2024	19.1	19.0
Another virtual tool % 2024	10.5	13.8

Experience with virtual care services

Experience with last virtual consultation

Able to connect when they needed to, agree or strongly agree % 2024	82.5	79.7
Able to communicate their health concerns as well as they would have in-person, agree or strongly agree % 2024	72.7	71.4
Health concerns were addressed successfully, agree or strongly agree % 2024	79.9	78.7
Satisfaction with services received, somewhat or very satisfied % 2024	82.4	81.7

Difficulties experienced in getting virtual care in the last 12 months

	Zone 2 Fundy Shore and Saint John Area	Province New Brunswick
Difficulties accessing a computer, tablet, or smartphone % 2024	6.4	7.4
Difficulties accessing high speed internet % 2024	5.6	5.7

About this Table

Content and description

Data on self-reported information regarding the access and experience of New Brunswickers with virtual care services. Topics include use of virtual care, types of health care services and tools used during last virtual consultation, and experiences with virtual care.

Why it is important

The results from the Primary Care Survey allows the NBHC to inform citizens and health system stakeholders about the quality of primary health care services from citizens' perspectives. This information can be used to make future improvements to primary health care in the province.

Availability of the data

The information for this data table is available at different geographical levels as well as by demographic groups. More information is available on our [Primary Care Survey](#).


Note about demographic groups


In 2023, the NBHC undertook a review of the demographic questions in its surveys to more accurately report on the experience of citizens who identify with particular groups. As such, starting in 2024, all demographic groups (characteristics) have been adjusted to reflect this change. Data tables and indicator pages were adjusted to allow for trending where applicable.

Caption

n/a = Not applicable / not available

S = Data suppressed due to confidentiality requirements and/or small sample size

 Above-average performance

 Below-average performance