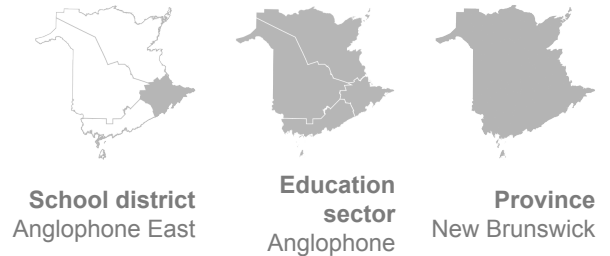


## STUDENT WELLNESS AND EDUCATION SURVEY

# Grades 6-12: Key Indicators



### General health

Perceived health, very good or excellent %   2024-2025	44.1	42.8	46.9
Overweight or obese %   2024-2025	26.7	27.2	27.0

### Mental health

Perceived mental health, very good or excellent %   2024-2025	36.7	34.8	38.7
Symptoms of anxiety or depression, last 12 months %   2024-2025	52.7	54.6	51.1
Life satisfaction (scale from 0-10) Number   2024-2025	7.0	7.0	7.2
High level of mental fitness %   2024-2025	23.5	22.5	25.6
Average resilience score (scale from 17 to 51) %   2024-2025	44.8	44.6	44.8

### School and community

Victim of bullying, last 2 months %   2024-2025	50.0	49.8	47.3
High level of school connectedness %   2024-2025	87.0	85.4	86.8
Average score of community belonging (scale from 5-25) Number   2023-2024	18.0	17.9	18.1

### Movement and rest

Daily physical activity, 1 hour or more %   2024-2025	23.1	24.0	23.9
---	------	------	------

	School district Anglophone East	Education sector Anglophone	Province New Brunswick
Has 2 hours or less of leisure screen time per day %   2024-2025	11.3	11.2	12.3
Sleeps 8 hours or more, weekdays %   2024-2025	57.5	58.0	61.4

## Healthy eating

Eats vegetables or fruits 5 times or more per day %   2024-2025	53.8	51.0	52.3
Eats breakfast, daily %   2023-2024	38.2	33.4	35.6

## Substance use

Daily smoker %   2024-2025	1.9	2.7	2.5
Heavy drinking, last 12 months %   2024-2025	5.8	8.2	8.7
Daily cannabis user, last 12 months %   2024-2025	3.0	4.3	3.7

## About this Table

### Content and description

This table presents data collected from students in grades 6 to 12 through the New Brunswick Student Wellness and Education Survey (SWES). It contains self-reported information regarding general health, mental health, experiences at school and in the community, movement and rest, healthy eating, as well as substance use.

The questionnaire comprises modules, which means that certain questions are asked every other cycle.

### Why it is important

The results from the Student Wellness and Education Survey allows the NBHC to inform citizens, schools, districts, and decision-makers about the wellness and education of students in our province. This information can be used to make future improvements to student's wellness and education in the province.

### Availability of the data

The information in this data table is available by school district, school sector, overall New Brunswick, the seven (7) New Brunswick health zones and 33 communities created by the NBHC, as well as by demographic groups. More information is available on our Student Wellness and Education Survey page.

### Note about 2021-2022 data

The methodology of the 2021-2022 edition of the SWS was significantly changed. This was the first cycle to adopt online data collection, and a shorter data collection period. Also, the survey questionnaire was thoroughly revised for this cycle. Many questions were removed or amended. As such, some indicators are no longer comparable to previous years. As such, caution always needs to be exercised when attempting to compare the results of the survey with results from prior survey cycles outside of what is displayed in this Data Table.

The 2021-2022 edition of the SWS was conducted during the COVID-19 pandemic. Some schools may have had lower participation from their students than previous years. Some students may have participated to the survey during periods of remote learning.

### Note about demographic groups


In 2023, the NBHC undertook a review of the demographic questions in its surveys to more accurately report on the experience of citizens who identify with particular groups. As such, starting in 2024, all demographic groups (characteristics) have been adjusted to reflect this change. Data tables and indicator pages were adjusted to allow for trending where applicable.


---

### Caption

n/a = Not applicable / not available

S = Data suppressed due to confidentiality requirements and/or small sample size

 Above-average performance

 Below-average performance