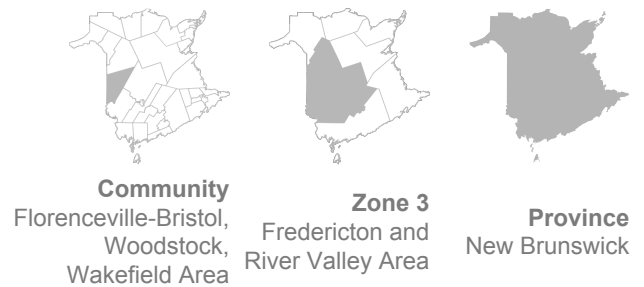


## Grades 6-12: Factors Related to Mental Health Outcomes



### Key protective and risk factors

Average score of community belonging (scale from 5-25) Number   2023-2024	17.8	18.0	18.1
High level of school connectedness %   2023-2024	87.9	84.8	86.6
Trouble going to sleep, most or all of the time %   2023-2024	60.5	61.8	60.9
Victim of bullying at school %   2023-2024	46.1	48.9	48.2
Lonely, most or all of the time %   2023-2024	21.6	24.5	23.4

### Mental health outcomes

Perceived mental health, very good or excellent %   2023-2024	44.7	40.2	43.0
High and moderate levels of resilience %   2023-2024	72.0	68.7	69.5
High level of mental fitness %   2023-2024	23.5	22.0	24.6
Symptoms of anxiety or depression %   2023-2024	48.7	51.3	49.5
Life satisfaction (scale from 0-10) Number   2023-2024	7.2	7.0	7.1

## About this Table

### Content and description

This table presents data collected from students in grades 6 to 12 through the New Brunswick Student Wellness and Education Survey (SWES). It contains self-reported information regarding key protective and risk factors and mental health outcomes of New Brunswick students in grades 6 to 12. The questionnaire comprises modules, which means that certain questions are asked every other cycle.

### Why it is important

Only when we understand who our students are and what their needs are can we better plan for services and allocate resources to meet their health and educational needs.

### Availability of the data


The information in this data table is available for New Brunswick and by the 33 communities created by the NBHC. More information is available on our [New Brunswick Student Wellness and Education Survey](#) page.


---

### Caption

n/a = Not applicable / not available

S = Data suppressed due to confidentiality requirements and/or small sample size

 Above-average performance

 Below-average performance