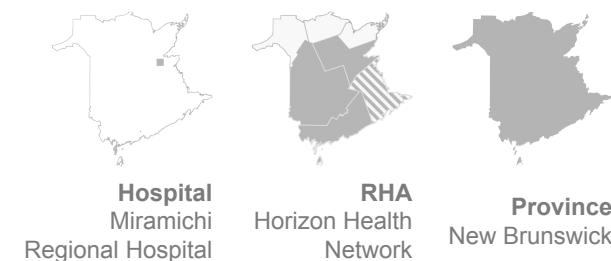


## HOSPITAL ACUTE CARE SURVEY

# Experience with Admission and Discharge



## Admission process

### When admission is not through the emergency department

Was informed about admission process, completely %   2023	63.1	59.9	60.5
Admission process was organized, completely %   2023	75.6	75.1	75.6

### When admission is through the emergency department

Was informed about their condition and admission to hospital, completely %   2023	41.7	38.6	42.2
Was informed about admission process, completely %   2023	43.6	39.2	43.2
Was informed about their condition and treatment, completely %   2023	39.8	38.0	41.2
Waited too long to be admitted to a hospital bed %   2023	31.2	23.8	22.3

	<b>Hospital Miramichi Regional Hospital</b>	<b>RHA Horizon Health Network</b>	<b>Province New Brunswick</b>
Transfer to hospital bed was organized, completely %   2023	<b>63.7</b>	<b>71.2</b>	<b>73.7</b>
<b>Leaving the hospital</b>			
Staff told them what day they would be able to leave the hospital %   2023	<b>71.3</b>	<b>74.8</b>	<b>73.6</b>
Received key information about discharge planning %   2023	<b>73.3</b>	<b>72.4</b>	<b>74.0</b>
Hospital staff talked with them about whether they would have the necessary help %   2023	<b>72.3</b>	<b>75.6</b>	<b>76.6</b>
Received information in writing about symptoms or health problems to look out for %   2023	<b>74.3</b>	<b>69.2</b>	<b>71.4</b>
Received information and understood their medications, conditions and treatment, completely %   2023	<b>64.4</b>	<b>63.6</b>	<b>65.6</b>
Had a clear understanding of their prescribed medications, completely %   2023	<b>76.4</b>	<b>76.4</b>	<b>77.4</b>
Informed about what to do if worried about health, completely %   2023	<b>55.6</b>	<b>57.6</b>	<b>59.8</b>
Had a better understanding of their condition, completely %   2023	<b>61.1</b>	<b>56.7</b>	<b>59.6</b>

## About this Table

### Content and description

Data about the experience patients reported during their admission and discharge from a New Brunswick hospital. The indicators measure patients' reported experience throughout the admission process whether the admission is through the emergency department or not and their experience when leaving the hospital.

#### Why is it important?



By better understanding the experience of citizens with New Brunswick hospitals, we can better assess the quality of services. This also encourages health system stakeholders to create performance targets based on care experience survey indicators.

#### Availability of the data

The information in this data table is available for New Brunswick in general, by the seven New Brunswick health zones, the two Regional Health Authorities, by hospital (medium and large hospitals), by type of care received, as well

as by demographic groups. More information is available on our [Hospital Acute Care Survey page](#).

**Caption**

- n/a = Not applicable / not available
- S = Data suppressed due to confidentiality requirements and/or small sample size
-  Above-average performance
-  Below-average performance