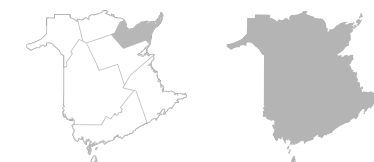


HOSPITAL ACUTE CARE SURVEY

Experience with Admission and Discharge



Zone 6
Bathurst and
Acadian
Peninsula Area

Province
New Brunswick

Admission process

When admission is not through the emergency department

Was informed about admission process, completely % 2023	59.2	60.5
Admission process was organized, completely % 2023	75.8	75.6

When admission is through the emergency department

Was informed about their condition and admission to hospital, completely % 2023	56.6	42.2
Was informed about admission process, completely % 2023	61.8	43.2
Was informed about their condition and treatment, completely % 2023	51.4	41.2
Waited too long to be admitted to a hospital bed % 2023	12.5	22.3

	Zone 6 Bathurst and Acadian Peninsula Area	Province New Brunswick
Transfer to hospital bed was organized, completely % 2023	80.6	73.7

Leaving the hospital

Staff told them what day they would be able to leave the hospital % 2023	68.4	73.6
Received key information about discharge planning % 2023	76.3	74.0
Hospital staff talked with them about whether they would have the necessary help % 2023	75.5	76.6
Received information in writing about symptoms or health problems to look out for % 2023	77.0	71.4
Received information and understood their medications, conditions and treatment, completely % 2023	74.3	65.6
Had a clear understanding of their prescribed medications, completely % 2023	83.8	77.4
Informed about what to do if worried about health, completely % 2023	66.1	59.8
Had a better understanding of their condition, completely % 2023	72.9	59.6

About this Table

Content and description

Data about the experience patients reported during their admission and discharge from a New Brunswick hospital. The indicators measure patients' reported experience throughout the admission process whether the admission is through the emergency department or not and their experience when leaving the hospital.

Why is it important?



By better understanding the experience of citizens with New Brunswick hospitals, we can better assess the quality of services. This also encourages health system stakeholders to create performance targets based on care experience survey indicators.

Availability of the data

The information in this data table is available for New Brunswick in general, by the seven New Brunswick health zones, the two Regional Health Authorities, by hospital (medium and large hospitals), by type of care received, as well

as by demographic groups. More information is available on our [Hospital Acute Care Survey page](#).

Caption

- n/a = Not applicable / not available
- S = Data suppressed due to confidentiality requirements and/or small sample size
-  Above-average performance
-  Below-average performance