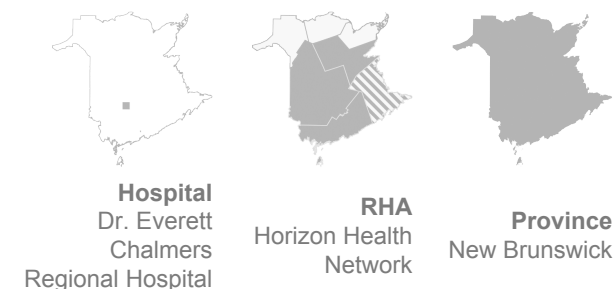


HOSPITAL ACUTE CARE SURVEY

Experience during the hospital stay



Room environment and services

Visiting hours met their needs, always % 2023	71.6	69.9	69.1
Quality of food was excellent, very good or good % 2023	57.7	55.9	55.6
Room and bathroom were kept clean, always % 2023	55.5	54.1	52.3
Area around their room was quiet at night, always % 2023	39.8	39.3	40.9

Responsiveness of hospital staff

Hospital staff was responsive, always % 2023	53.7	54.6	56.7
Received the help wanted when pressing the call button, always % 2023	53.9	53.9	56.9

	Hospital Dr. Everett Chalmers Regional Hospital	RHA Horizon Health Network	Province New Brunswick
Received help in getting to the bathroom or using bedpan, always % 2023	53.4	55.3	56.5
Received information about condition and treatment, always % 2023	61.8	63.0	63.8
Emotional support received, always % 2023	62.1	60.6	60.8
Hospital staff took their cultural values into account, strongly agree % 2023	34.5	34.3	37.2
Felt unfairly treated during their hospital stay % 2023	6.7	7.1	7.5

Pain control

Received adequate pain management, always % 2023	67.1	67.9	67.6
Pain was well controlled, always % 2023	60.4	61.3	60.7
Helped with pain control, always % 2023	73.8	74.4	74.5

Safety

This hospital took their safety seriously, definitely % 2023	72.6	75.9	76.4
Needed family or friend to stay with them to feel safe % 2023	14.5	13.5	14.5
Family member or friend felt they needed to stay with them to feel safe % 2023	15.0	14.9	15.8
Hospital staff talked to them about their safety % 2023	35.2	36.8	36.9

	Hospital Dr. Everett Chalmers Regional Hospital	RHA Horizon Health Network	Province New Brunswick
Hospital staff washed their hands before caring for patient, always % 2023	73.7	74.6	74.4
Hospital staff checked their identification band, always % 2023	80.9	82.9	81.5

Overall experience of care

Overall hospital rating, good or very good % 2023	71.4	74.9	75.5
Recommends hospital to family and friends, definitely % 2023	53.0	60.0	61.3
Felt helped during their hospital stay, completely % 2023	83.9	85.0	85.5
Overall experience, good or very good % 2023	78.0	78.8	79.9

About this Table

Content and description

Data about the experience patients reported during their hospital stay in a New Brunswick hospital. The indicators measure acute care patients' reported experience regarding the room environment and services, the responsiveness of hospital staff, pain control, safety and their overall care experience.

Why is it important?



By better understanding the experience of citizens with New Brunswick hospitals, we can better assess the quality of services. This also encourages health system stakeholders to create performance targets based on care experience survey indicators.

Availability of the data

The information in this data table is available for New Brunswick in general, by the seven New Brunswick health zones, the two Regional Health Authorities, by hospital (medium and large hospitals), by type of care received, as well

as by demographic groups. More information is available on our [Hospital Acute Care Survey page](#).

Caption

- n/a = Not applicable / not available
- S = Data suppressed due to confidentiality requirements and/or small sample size
-  Above-average performance
-  Below-average performance