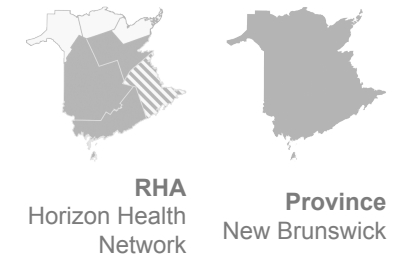


HOSPITAL ACUTE CARE SURVEY

# Experience during the hospital stay



## Room environment and services

Visiting hours met their needs, always %   2023	<b>69.9</b>	<b>69.1</b>
Quality of food was excellent, very good or good %   2023	<b>55.9</b>	<b>55.6</b>
Room and bathroom were kept clean, always %   2023	<b>54.1</b>	<b>52.3</b>
Area around their room was quiet at night, always %   2023	<b>39.3</b>	<b>40.9</b>

## Responsiveness of hospital staff

Hospital staff was responsive, always %   2023	<b>54.6</b>	<b>56.7</b>
Received the help wanted when pressing the call button, always %   2023	<b>53.9</b>	<b>56.9</b>
Received help in getting to the bathroom or using bedpan, always %   2023	<b>55.3</b>	<b>56.5</b>

	RHA Horizon Health Network	Province New Brunswick
Received information about condition and treatment, always %   2023	63.0	63.8
Emotional support received, always %   2023	60.6	60.8
Hospital staff took their cultural values into account, strongly agree %   2023	34.3	37.2
Felt unfairly treated during their hospital stay %   2023	7.1	7.5

## Pain control

Received adequate pain management, always %   2023	67.9	67.6
Pain was well controlled, always %   2023	61.3	60.7
Helped with pain control, always %   2023	74.4	74.5

## Safety

This hospital took their safety seriously, definitely %   2023	75.9	76.4
Needed family or friend to stay with them to feel safe %   2023	13.5	14.5
Family member or friend felt they needed to stay with them to feel safe %   2023	14.9	15.8
Hospital staff talked to them about their safety %   2023	36.8	36.9
Hospital staff washed their hands before caring for patient, always %   2023	74.6	74.4

	RHA Horizon Health Network	Province New Brunswick
Hospital staff checked their identification band, always %   2023	<b>82.9</b>	<b>81.5</b>
<b>Overall experience of care</b>		
Overall hospital rating, good or very good %   2023	<b>74.9</b>	<b>75.5</b>
Recommends hospital to family and friends, definitely %   2023	<b>60.0</b>	<b>61.3</b>
Felt helped during their hospital stay, completely %   2023	<b>85.0</b>	<b>85.5</b>
Overall experience, good or very good %   2023	<b>78.8</b>	<b>79.9</b>

## About this Table

### Content and description

Data about the experience patients reported during their hospital stay in a New Brunswick hospital. The indicators measure acute care patients' reported experience regarding the room environment and services, the responsiveness of hospital staff, pain control, safety and their overall care experience.

### Why is it important?

By better understanding the experience of citizens with New Brunswick hospitals, we can better assess the quality of services. This also encourages health system stakeholders to create performance targets based on care experience survey indicators.

### Availability of the data

The information in this data table is available for New Brunswick in general, by the seven New Brunswick health zones, the two Regional Health Authorities, by hospital (medium and large hospitals), by type of care received, as well


as by demographic groups. More information is available on our [Hospital Acute Care Survey page](#).


---

**Caption**

n/a = Not applicable / not available

S = Data suppressed due to confidentiality requirements and/or small sample size

 Above-average performance

 Below-average performance