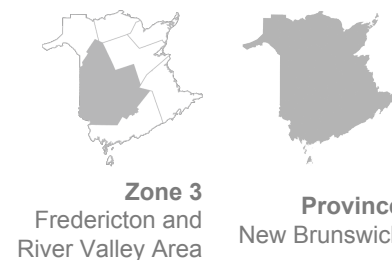


## HOSPITAL ACUTE CARE SURVEY

# Communication during the hospital stay



## Communication

### With doctors

Had a good communication with doctors, always %   2023	77.1	79.5
Doctors treated them with courtesy and respect, always %   2023	84.8	86.4
Doctors listened to them carefully, always %   2023	75.1	77.6
Doctors explained things in a way they could understand, always %   2023	71.5	74.4

### With nurses

Had a good communication with nurses, always %   2023	72.8	72.6
Nurses treated them with courtesy and respect, always %   2023	80.6	80.3

	<b>Zone 3 Fredericton and River Valley Area</b>	<b>Province New Brunswick</b>
Nurses listened carefully, always %   2023	<b>67.7</b>	<b>68.4</b>
Nurses explained things in a way they could understand, always %   2023	<b>70.2</b>	<b>69.2</b>

### About new medications

Received explanations about new medications, always %   2023	<b>56.3</b>	<b>54.8</b>
Hospital staff told them what their new medication was for, always %   2023	<b>69.6</b>	<b>68.8</b>
Hospital staff described possible side effects in a way they could understand, always %   2023	<b>43.0</b>	<b>40.8</b>

### Involvement in decision making

Was involved in decision making and treatment options, always %   2023	<b>65.3</b>	<b>66.1</b>
Was involved in decisions about their care and treatment, always %   2023	<b>61.5</b>	<b>61.8</b>
Family or friends were involved in decisions about their care and treatment, always %   2023	<b>69.0</b>	<b>70.4</b>
Hospital staff took their preferences into account when deciding their health care needs would be after discharge, strongly agree %   2023	<b>34.3</b>	<b>38.6</b>

### Coordination of care

Benefited from an internal coordination of care, always %   2023	<b>55.2</b>	<b>57.6</b>
Felt there was a good communication between hospital staff, always %   2023	<b>55.1</b>	<b>58.5</b>

	<b>Zone 3</b> Fredericton and River Valley Area	<b>Province</b> New Brunswick
Hospital staff seemed informed and up-to-date about their care, always %   2023	<b>55.3</b>	<b>56.7</b>
Tests and procedures were done when they were told they would be done, always %   2023	<b>70.9</b>	<b>70.7</b>

## Language of service

Prefers to receive hospital services in English %   2023	<b>94.8</b>	<b>75.1</b>
... Received services in English, always %   2023	<b>97.1</b>	<b>95.2</b>
Prefers to received hospital services in French %   2023	<b>1.8</b>	<b>16.4</b>
... Received services in French, always %   2023	<b>S</b>	<b>70.5</b>
Received services in their preferred language (English or French), always %   2023	<b>95.0</b>	<b>89.6</b>
Preferred language properly identified when they arrived at the hospital %   2023	<b>96.9</b>	<b>96.7</b>

## About this Table

### Content and description

Data about the experience patients reported when communicating with doctors, nurses and other staff during their hospital stay in a New Brunswick hospital. The indicators measure acute care patients' reported experience regarding their communication with doctors, nurses and about new medications, their involvement in decision making and coordination of care and regarding the language of service.

### Why is it important?



By better understanding the experience of citizens with New Brunswick hospitals, we can better assess the quality of services. This also encourages health system stakeholders to create performance targets based on care experience survey indicators.

### Availability of the data

The information in this data table is available for New Brunswick in general, by the seven New Brunswick health

zones, the two Regional Health Authorities, by hospital (medium and large hospitals), by type of care received, as well as by demographic groups. More information is available on our [Hospital Acute Care Survey page](#).

**Caption**

- n/a = Not applicable / not available
- S = Data suppressed due to confidentiality requirements and/or small sample size
-  Above-average performance
-  Below-average performance